



Klipsch

RETAIL BUYERS GUIDE
2019





Over **70** years ago

SOMETHING VERY SPECIAL OCCURRED IN
A TINY TIN SHED IN HOPE, ARKANSAS

In 1946 Paul W. Klipsch (PWK) – genius, madman and maverick – designed and hand-built the legendary Klipschorn® loudspeaker with the goal of bringing live music into his living room. He was an American audio pioneer and a true eccentric. PWK gave rise to speaker research and invention that would forever impact generations of music lovers.

Today, in this honored tradition, we move forward, pushing the boundaries of art and science – while driving new technologies – to deliver an ever-incredible listening experience. Remember great sound? We never forgot.

We are the KEEPERS OF THE SOUND®

Listeners appreciate
a lack of distortion.

–Paul W. Klipsch
Founder



TABLE OF CONTENTS

HERITAGE SERIES

KLIPSCHORN (AK6)	5
LA SCALA (AL5)	5
CORNWALL IV	6
FORTE III	6
HERESY III	7
HERITAGE THEATER BAR	7

COMPONENT AUDIO

REFERENCE III	9
DOLBY ATMOS®	10
REFERENCE PREMIERE	12
REFERENCE	18
SUBWOOFERS	22
REFERENCE PREMIERE DESIGNER ON WALL	26
REFERENCE THEATER PACK	28
REFERENCE WIRELESS	29

ARCHITECTURAL

REFERENCE	32
ACCESSORIES	40

OUTDOOR

ALL-WEATHER	43
CP SERIES	44

AMPLIFIERS

KDA	46
REFERENCE	47
PROFESSIONAL	47

POWERED AUDIO SYSTEMS

SOUND BARS	49
POWERED MONITORS	50
R-28PF	51

HERITAGE WIRELESS

THE SIXES	53
THE FOURS	53
THE THREE WITH GOOGLE ASSISTANT	54
THE THREE II	54
THE ONE II	54
HERITAGE GROOVE	55

HEADPHONES

HERITAGE HEADPHONES	57
HERITAGE AMP	57
TRUE WIRELESS	58
T5 SERIES	59
X SERIES	61
OVAL EAR TIPS	61





Klipsch
HERITAGE
Classic

HERITAGE SERIES

The vintage Klipschorn, La Scala, Cornwall and Heresy are among the most revered and highly acclaimed loudspeakers in the history of high fidelity audio. Driven by a love of music and desire to hear an “orchestra” in his home, audio pioneer Paul W. Klipsch revolutionized the way the world listened to recorded music when he began building his Heritage line of speakers in 1946. With cabinets still assembled by skilled craftsmen in Hope, Arkansas, where the Klipsch legacy began, the Heritage Series is a testament to high-performance audio that has stood the test of time.



KLIPSCHORN® AK6

PAUL W. KLIPSCH launched the Klipschorn loudspeaker in 1946 to enable people, for the first time ever, to experience the power, detail and emotion of a live performance at home. It is the only speaker in the world to be in continuous production for more than 70 years and has remained relatively unchanged since its inception. The remarkably uncommon Klipschorn includes a highly efficient horn-loaded tweeter and midrange compression driver. Its patented folded-horn woofer delivers powerful low frequencies.



FREQUENCY RESPONSE	33Hz - 20kHz +/- 4dB
SENSITIVITY	105dB @ 2.83V / 1m
IMPEDANCE	8 ohms compatible
POWER HANDLING (CONT/PEAK)	100W / 400W
CROSSOVER	HF: 4500Hz MF: 450Hz
HIGH FREQUENCY DRIVER	K-771 1" (2.54cm) light-weight Polyimide diaphragm compression driver mated to a 90° x 40 Tractrix horn
MIDRANGE	K-55-X 2" (5.08cm) Phenolic diaphragm compression driver
LOW FREQUENCY DRIVER	K-33-E 15" (38.1cm) Fiber-composite cone woofer with a trihedral exponential folded horn
HEIGHT	53" (134.62 cm)
WIDTH	31.25" (79.38 cm)
DEPTH	28.25" (71.75 cm)
WEIGHT	220lbs (100 kg)
GRILLE CLOTH	Silver Metallic
FINISH	Satin Black Ash, American Walnut, Natural Cherry

SHIPPING QUANTITY: Single

SHIPPING WEIGHT: 130.6 kg
288 lbs

PART NUMBER

1066444 (Satin Black Ash)	
1066445 (American Walnut)	
1066446 (Natural Cherry)	

NOTES:

LA SCALA® AL5

When the La Scala first launched in 1963, **PAUL W. KLIPSCH** offered it to Arkansas gubernatorial candidate Winthrop Rockefeller to use as a public address speaker, and he did use one on a train car during a subsequent campaign. Despite its raw, unfinished appearance, the fully horn-loaded, three-way La Scala sounded so good people still wanted to put it in their living rooms.



FREQUENCY RESPONSE	51Hz - 20kHz (+/- 4 dB)
SENSITIVITY	105dB @ 2.83V / 1m
POWER HANDLING	100W / 400W
MAXIMUM SPL	121dB
NOMINAL IMPEDANCE	8 ohms compatible
CROSSOVER FREQUENCY	HF: 450Hz MF: 400Hz
TWEETER	K-771 1" (2.54cm) Light-Weight Polyimide Diaphragm Compression Driver Mated to a 90° x 40° Tractrix Horn
HIGH FREQUENCY HORN	Tractrix
MIDRANGE	K-55-X 2" (5.08cm) Phenolic diaphragm compression driver
MID-FREQUENCY HORN	Exponential
WOOFER	K-33-E 15" (38.1cm) Fiber-composite cone with a folded horn.
ENCLOSURE MATERIAL	Birch plywood and MDF
ENCLOSURE TYPE	Fully horn-loaded
HEIGHT INCHES (MM)	40" (101.6 cm)
WIDTH INCHES (MM)	24 1/4" (61.59 cm)
DEPTH INCHES (MM)	25 5/16" (64.29 cm)
PRODUCT WEIGHT LBS (KG)	190 lbs (86 kg)
FINISHES	Natural Cherry, Satin Black Ash and American Walnut
GRILLE CLOTH	Silver Metallic

SHIPPING QUANTITY: Single

SHIPPING WEIGHT: 90.7 kg
200 lbs

PART NUMBER

1067089 (Satin Black Ash)	
1067091 (American Walnut)	
1067090 (Natural Cherry)	

NOTES:

CORNWALL IV

The Cornwall derives its name from being the first Klipsch loudspeaker designed to operate from either a corner or up against a wall (corn/wall). The Cornwall is an excellent combination of wide frequency response, low distortion, and high-power output. Within the Heritage series, the Cornwall delivers deep bass response that is surpassed only by the legendary Klipschorn®.

NEW






FREQUENCY RESPONSE (+/- 4 dB)	34Hz - 20kHz
SENSITIVITY ¹	102dB @ 2.83V / 1m
POWER HANDLING (CONT/PEAK)	100W/400W
MAXIMUM SPL	119dB Continuous
NOMINAL IMPEDANCE	8 ohms Compatible
CROSSOVER FREQUENCY	HF: 5000Hz MF: 700Hz
HIGH FREQUENCY DRIVER	K-107-T11" (2.54cm) Titanium diaphragm compression driver
MIDRANGE	K-702 1.75" (4.45cm) Polyimide diaphragm compression driver
LOW FREQUENCY DRIVER	K-33-E 15" (38.1cm) Fiber-composite cone woofer
ENCLOSURE MATERIAL	MDF with fine veneers
INPUTS	Dual binding posts / bi-wire / bi-amp
HEIGHT	38" (96.52cm)
WIDTH	25.3" (64.3cm)
DEPTH	15.5" (39.4cm)
WEIGHT	73 lbs (33.1kg)
FINISH	Satin Black Ash, American Walnut, Natural Cherry

SHIPPING QUANTITY: Single

SHIPPING WEIGHT: 49.4 kg
109 lbs

PART NUMBER

1067377 (Satin Black Ash)	
1067383 (American Walnut)	
1067382 (Natural Cherry)	

NOTES:

FORTE III

First introduced in 1985, the Forte quickly established itself as the most popular Klipsch Heritage model. The elegant design and outstanding performance made the Forte a standout among its competitors in the industry for over a decade. In 2017, Klipsch re-introduced the Forte with upgraded cosmetics, a new midrange horn and compression driver, and a re-designed 12" woofer and 15" passive radiator. The new Forte III still maintains all the original charm that made this loudspeaker so popular – but it now uses the latest technology that really brings the Forte III into the 21st century.







FREQUENCY RESPONSE	38Hz-20kHz +/- 3dB
SENSITIVITY	99dB @ 2.83V/1 meter
IMPEDANCE	8 ohms compatible
POWER HANDLING (CONT/PEAK)	100W / 400W
CROSSOVER	HF: 650Hz MF: 5.2kHz
DRIVE COMPONENTS	Three-way system using one 1" (2.54cm) K-103 Titanium diaphragm compression tweeter, one 1.75" (4.45cm) K-70 Titanium diaphragm compression driver, one 12" (30.5cm) K-281 Fiber composite cone woofer and one 15" (38.1cm) KD-15 rear-mounted passive radiator
HEIGHT	35.75" (90.81cm)
WIDTH	16.5" (41.9cm)
DEPTH	13" (33cm)
WEIGHT	65 lbs (29.5kg)
FINISH	American Walnut, Natural Cherry, Black Ash or Distressed Oak

SHIPPING QUANTITY: Single

SHIPPING WEIGHT: 31.75 kg
70 lbs

PART NUMBER

1064222 (American Walnut)	
1064223 (Natural Cherry)	
1064232 (Black Ash)	
1064231 (Distressed Oak)	

NOTES:

HERESY® III

Because of its relatively “compact” size, this model offers the greatest degree of placement flexibility in the Heritage Series line. First introduced in 1957, the Heresy®, a three-way design, started out as a compact center channel speaker to accompany the Klipschorn in three-speaker stereo arrays. In 1985, we made some changes and improvements to this model and re-released it as the Heresy II. Today, the new Heresy III has a more powerful woofer, a bi-wire network, and a titanium diaphragm tweeter with a larger magnet assembly. The midrange compression driver also features a new titanium diaphragm.



FREQUENCY RESPONSE	58Hz-20kHz +/- 3dB
SENSITIVITY	99db @ 2.83V/1 meter
IMPEDANCE	8 ohms compatible
POWER HANDLING (CONT/PEAK)	100W / 400W
CROSSOVER	HF: 5000Hz MF: 850Hz
DRIVE COMPONENTS	Three-way system using one 1" (2.54cm) Titanium diaphragm compression driver, one 1.75" (3.81cm) Titanium diaphragm compression driver and one 12" (30.48cm) Fiber composite cone woofer
HEIGHT	23.8" (60.5cm)
WIDTH	15.5" (39.37cm)
DEPTH	13.25" (33.66cm)
WEIGHT	44 lbs (20kg)
FINISH	Walnut, Cherry or Black Lacquer wood veneer

SHIPPING QUANTITY: Single

SHIPPING WEIGHT: 22.7 kg
50 lbs

PART NUMBER

1007423 (Walnut)

1007425 (Cherry)

1007424 (Black)

NOTES:

HERITAGE THEATER BAR

The Klipsch Heritage Theater Bar is a passive LCR, horn-loaded sound bar that blends the acoustics and classic, nostalgic design legacy of founder Paul W. Klipsch with the most premium materials and latest technologies available today. Assembled in the USA, the Heritage Theater Bar is the perfect combination of sonic performance and architectural elegance. The standard “quick ship” model is designed to match 55” televisions.



FREQUENCY RESPONSE	120Hz - 20kHz +/- 3 dB
SENSITIVITY	90dB @ 2.83V/1M
MAXIMUM CONTINUOUS OUTPUT	106 dB (112 dB peak)
POWER HANDLING (NOM./PEAK)	75W / 300 W
REC. AMPLIFIER POWER	50W - 150W
NOMINAL IMPEDANCE	8 ohms compatible
CROSSOVER	2,800 Hz
HIGH FREQUENCY DRIVER	3/4" (19cm) Titanium diaphragm compression driver mated to a 90° x 90° Tractrix Horn
LOW FREQUENCY DRIVER	Dual 4" (10.2cm) Black Cerametallic woofers
ENCLOSURE MATERIAL	MDF
ENCLOSURE TYPE	Sealed box
INPUTS	Spring loaded input terminals (left, center, right)
GRILLE CLOTH	Black knit
HEIGHT	6.25" (15.9cm)
WIDTH	49.5" (125.7cm) to 80" (203.2cm)
DEPTH	4" (10.2cm)
WEIGHT	32 lbs. (14.5kg)
ACCESSORIES	Low-profile wall hanging bracket and wall mounting template

SHIPPING QUANTITY: Single

SHIPPING WEIGHT:

QUICK SHIP

35 lbs (16 kg)

PART NUMBER

American Walnut - 1066275

Satin Black Ash - 1065987

NOTES:



Klipsch | COMPONENT
AUDIO

REFERENCE III SPEAKERS

Our flagship floorstanding speaker, the RF-7 III champions our legendary, high-performance Klipsch sound, while the RC-64 III center channel delivers real-life, front row, cinema-quality acoustics. Featuring cast basket Cerametallic™ woofers, an all-new titanium compression driver, Tractrix® horn-loaded tweeter, a redesigned bifurcated cabinet and more.

TOWERS






RF-7 III DUAL 10" TOWER

FREQUENCY RESPONSE	32-25kHz +/- 3dB
POWER HANDLING	250W / 1000W peak
SENSITIVITY	100 dB @ 2.83V / 1M
NOMINAL IMPEDANCE	8 ohms compatible
HIGH FREQUENCY HORN	8.5" square 90° x 90° Tractrix® Horn
HIGH FREQUENCY DRIVERS	1.75" (4.45cm) titanium diaphragm compression driver
CROSSOVER FREQUENCY	1,300 Hz
LOW FREQUENCY DRIVERS	Two 10" (25.4cm) Cerametallic cone woofers
INPUTS	Dual binding posts / bi-wire / bi-amp
ENCLOSURE TYPE	Dual chambered, bass-reflex - via dual rear-firing Tractrix ports
DIMENSIONS (including Plinth)	49" (124.5cm) H x 13.875" (35.2cm) W x 17.875" (45.4cm) D
WEIGHT	95.24 lbs (43.2kg)
FINISH	Black Ash, Natural Cherry, Walnut

- All-New 1 3/4" Titanium Compression Driver
- 90° x 90° Compressed Molded-Rubber Tractrix Horn
- Dual Tractrix Ports
- Dual 10" Cast Basket Cerametallic Woofers

SHIPPING QUANTITY: Single
SHIPPING WEIGHT: 46.72 kg
 103 lbs

PART NUMBER

1064559 (Black Ash) 
 1064560 (Natural Cherry) 
 1065048 (Walnut) 

NOTES:

CENTERS






RC-64 III QUAD 6.5" CENTER

FREQUENCY RESPONSE	57-24kHz +/- 3dB
POWER HANDLING	200W / 800W peak
SENSITIVITY	99 dB @ 2.83V / 1M
NOMINAL IMPEDANCE	8 ohms compatible
HIGH FREQUENCY HORN	6.5" square 90° x 90° Tractrix® Horn
HIGH FREQUENCY DRIVERS	1.75" (4.45cm) titanium diaphragm compression driver
CROSSOVER FREQUENCY	1,000 Hz and 1,400 Hz
LOW FREQUENCY DRIVERS	Quad 6.5" (16.5cm) Cerametallic cone woofers
INPUTS	Dual binding posts / bi-wire / bi-amp
ENCLOSURE TYPE	Sealed
DIMENSIONS (including Plinth)	8" (20.3cm) H x 35.8" (91cm) W x 15" (38.1cm) D
WEIGHT	55 lbs (25kg)
FINISH	Black Ash, Natural Cherry, Walnut

- All-New 1 3/4" Titanium Compression Driver
- 90° x 90° Compressed Molded-Rubber Tractrix Horn
- 2 1/2" Way Network Crossover Design
- Quad 6.5" Cast Basket Cerametallic Woofers

SHIPPING QUANTITY: Single
SHIPPING WEIGHT: 25.9 kg
 57 lbs

PART NUMBER

1064562 (Black Ash) 
 1064561 (Natural Cherry) 
 1065137 (Walnut) 

NOTES:

REFERENCE WITH DOLBY ATMOS®

Dolby Atmos is the greatest advancement in cinema and home theater technology since the introduction of surround sound. Audio comes from all directions, including overhead. You are literally inside all of the action. Klipsch proprietary speaker technologies are ideal for delivering the most immersive, dynamic Dolby Atmos listening experience. Controlled directivity and high-performance have been an integral part of Klipsch acoustic design principals since 1946. Your music and movies will never sound the same.



REFERENCE PREMIERE



- Dual 8" Tower with built-in height channel
- Built-in, 2-way Elevation Channel for Dolby Atmos®
- 90° x 90° composite-coated Tractrix® Horn
- Removable, magnetic grille

RP-8060FA DUAL 8" TOWER WITH BUILT-IN HEIGHT CHANNEL

MAIN CHANNEL	
FREQUENCY RESPONSE	32-25kHz +/- 3dB
SENSITIVITY	98dB @ 2.83V / 1m
POWER HANDLING (CONT/PEAK)	150W / 600W
NOMINAL IMPEDANCE	8 ohms compatible
CROSSOVER FREQUENCY	1750Hz
HIGH FREQUENCY DRIVER	1" Titanium LTS Vented Tweeter with Hybrid Cross-Section Tractrix® Horn
LOW FREQUENCY DRIVER	Dual 8" Cerametallic Cone Woofers
ENCLOSURE MATERIAL	MDF
ENCLOSURE TYPE	Bass Reflex via rear-firing Tractrix® Port
INPUTS	Dual Binding Posts
HEIGHT	43.12" (109.5 cm)
WIDTH	10.90" (27.7 cm)
DEPTH	19.80" (50.3 cm)
WEIGHT	71 lb (32.2 kg)
FINISH	Ebony, Walnut, Piano Black

SHIPPING QUANTITY: Single

SHIPPING WEIGHT: 38.1 kg
84 lbs

PART NUMBER

1065792 (Ebony)

1065793 (Walnut)

1065794 (Piano Black)

NOTES:



- Rear-firing Tractrix® port for faster, cleaner low frequency output
- Titanium Linear Travel Suspension (LTS) tweeter minimizes distortion and enhances detail

HEIGHT CHANNEL	
FREQUENCY RESPONSE	Conforms to Dolby Atmos Specifications
SENSITIVITY	Conforms to Dolby Atmos Specifications
POWER HANDLING (CONT/PEAK)	75W / 300W
NOMINAL IMPEDANCE	8 ohms compatible
CROSSOVER FREQUENCY	2kHz
HIGH FREQUENCY DRIVER	1" Titanium LTS Tweeter with Hybrid Tractrix Horn
LOW FREQUENCY DRIVER	6.5" Cerametallic Cone Woofer
ENCLOSURE MATERIAL	MDF
ENCLOSURE TYPE	Acoustic Suspension
INPUTS	Single Binding Posts



- Adds Dolby Atmos® experience to any tower/monitor speaker
- Can be used as surround speaker
- 90° x 90° composite-coated Tractrix® Horn
- Removable, magnetic grille

RP-500SA 5.25" ELEVATION SPEAKERS

FREQUENCY RESPONSE	Conforms to Dolby Atmos Specifications
SENSITIVITY	Conforms to Dolby Atmos Specifications
POWER HANDLING (CONT/PEAK)	75W / 300W
NOMINAL IMPEDANCE	8 ohms compatible
CROSSOVER FREQUENCY	Conforms to Dolby Atmos Specifications
HIGH FREQUENCY DRIVER	1" Titanium LTS Vented Tweeter with Hybrid Cross-Section Tractrix® Horn
LOW FREQUENCY DRIVER	5.25" Cerametallic Cone Woofer
ENCLOSURE MATERIAL	MDF
ENCLOSURE TYPE	Sealed
INPUTS	Single Binding Posts
HEIGHT	7.39" (18.8 cm)
WIDTH	6.81" (17.3 cm)
DEPTH	11.16" (28.4 cm)
WEIGHT	8 lb (3.6 kg)
FINISH	Ebony, Walnut, Piano Black

SHIPPING QUANTITY: Pair

SHIPPING WEIGHT: 10.25 kg
22.6 lbs

PART NUMBER

1066507 (Ebony)

1066508 (Walnut)

1066509 (Piano Black)

NOTES:

REFERENCE



- Built-in Elevation Channel for Dolby Atmos®
- 90° x 90° Tractrix® Horn
- Rear-firing Tractrix® port
- Low-Profile Magnetic Grille

R-625FA DUAL 6.5" TOWER WITH BUILT-IN HEIGHT CHANNEL

MAIN CHANNEL	
FREQUENCY RESPONSE	38Hz - 21kHz +/- 3dB
SENSITIVITY	96 dB @ 2.83V/1M
POWER HANDLING (CONT/PEAK)	100W/400W
NOMINAL IMPEDANCE	8 ohms compatible
CROSSOVER FREQUENCY	2,000 Hz
HIGH FREQUENCY DRIVER	1" Aluminum LTS tweeter mated to a 90° x 90° square Tractrix® Horn
LOW FREQUENCY DRIVER	Dual 6.5" spun-copper IMG woofers
ENCLOSURE MATERIAL	MDF
ENCLOSURE TYPE	Bass-Reflex via rear-firing Tractrix® ports
INPUTS	Single Gold Plated Binding Posts
HEIGHT INCHES (MM)	40" (1017 mm)
WIDTH INCHES (MM)	9.4" (240 mm)
DEPTH INCHES (MM)	17.3" (439 mm)
PRODUCT WEIGHT LBS (KG)	49 lbs (22.2 kg)
FINISHES	Black Textured Wood Grain Vinyl
INCLUDED ACCESSORIES	Injection molded feet and screws

SHIPPING QUANTITY: Single

SHIPPING WEIGHT: 25.9 kg
57 lbs

PART NUMBER

1065841 (NA)

1066236 (Intl)

NOTES:



HEIGHT CHANNEL	
Frequency Response	Conforms to Dolby Atmos Specifications
Sensitivity	Conforms to Dolby Atmos Specifications
Power Handling	75W/150W
Nominal Impedance	8 ohms compatible
High Frequency Driver	1" Aluminum LTS tweeter mated to a 90° x 90° square Tractrix® Horn
Low Frequency Driver	5.25" spun-copper IMG woofer
Enclosure Type	Acoustic Suspension
Inputs	Single Gold Plated Binding Posts



- Adds Dolby Atmos® experience to any tower/monitor speaker
- Can be used as surround speaker
- 90° x 90° Tractrix Horn
- Low-profile magnetic grille

R-41SA 4" ELEVATION SPEAKER OR SURROUND SPEAKER

FREQUENCY RESPONSE	Conforms to Dolby Atmos Specifications
SENSITIVITY	Conforms to Dolby Atmos Specifications
POWER HANDLING (CONT/PEAK)	50W/100W
NOMINAL IMPEDANCE	8 ohms compatible
CROSSOVER FREQUENCY	4,237 Hz
HIGH FREQUENCY DRIVER	1" Aluminum LTS tweeter mated to a 90° x 90° square Tractrix® Horn
LOW FREQUENCY DRIVER	4" spun-copper IMG woofer
ENCLOSURE MATERIAL	MDF
ENCLOSURE TYPE	Acoustic Suspension
INPUTS	Single Gold Plated Binding Posts
HEIGHT INCHES (MM)	7" (180 mm)
WIDTH INCHES (MM)	5.75" (146 mm)
DEPTH INCHES (MM)	13" (331 mm)
PRODUCT WEIGHT LBS (KG)	6 lbs (2.7 kg)
FINISHES	Black Textured Wood Grain Vinyl
INCLUDED ACCESSORIES	Rubber Feet (4)

SHIPPING QUANTITY: Pair

SHIPPING WEIGHT: 7.4 kg

16.3 lbs

PART NUMBER

1065840 (NA)

1066235 (Intl)

NOTES:

REFERENCE PREMIERE SPEAKERS

Klipsch Reference Premiere speakers boldly delivers the power, detail and emotion of the live music experience. Exclusive Tractrix® Horn technology improves high-frequency response and extension, while enhancing imaging and dynamics. Proprietary Linear Travel Suspension titanium tweeter maximizes dynamics for detailed performances. Vented tweeter reduces unwanted harmonics for detail and clarity. Klipsch signature copper Cerametallic™ woofers minimize distortion while providing high efficiency



TOWERS



RP-8000F DUAL 8" TOWER

FREQUENCY RESPONSE	32-25kHz +/- 3dB
SENSITIVITY	98dB @ 2.83V / 1m
POWER HANDLING (CONT/PEAK)	150/600
NOMINAL IMPEDANCE	8 ohms compatible
CROSSOVER FREQUENCY	1750Hz
HIGH FREQUENCY DRIVER	1" Titanium LTS Vented Tweeter with Hybrid Cross-Section Tractrix® Horn
LOW FREQUENCY DRIVER	Dual 8" Cerametallic Cone Woofers
ENCLOSURE MATERIAL	MDF
ENCLOSURE TYPE	Bass Reflex via rear-firing Tractrix® Port
INPUTS	Dual binding posts / bi-wire / bi-amp
HEIGHT	43.12" (109.5 cm)
WIDTH	10.90" (27.7 cm)
DEPTH	17.56" (44.6 cm)
WEIGHT	60 lb (27.2 kg)
FINISH	Ebony, Walnut, Piano Black

SHIPPING QUANTITY: Single

SHIPPING WEIGHT: 31.3 kg

69 lbs

PART NUMBER

1065795 (Ebony Vinyl)

1065796 (Walnut Vinyl)

1065797 (Piano Black)

NOTES:

ALL REFERENCE PREMIERE TOWERS FEATURE:

- 90° x 90° composite-coated Tractrix® Horn
- Titanium Linear Travel Suspension Vented Tweeter
- Rear-firing Tractrix® port
- Magnetic grille



RP-6000F DUAL 6.5" TOWER

FREQUENCY RESPONSE	34-25kHz +/- 3dB
SENSITIVITY	97dB @ 2.83V / 1m
POWER HANDLING (CONT/PEAK)	125W/500W
NOMINAL IMPEDANCE	8 ohms compatible
CROSSOVER FREQUENCY	1800Hz
HIGH FREQUENCY DRIVER	1" Titanium LTS Vented Tweeter with Hybrid Cross-Section Tractrix® Horn
LOW FREQUENCY DRIVER	Dual 6.5" Cerametallic Cone Woofers
ENCLOSURE MATERIAL	MDF
ENCLOSURE TYPE	Bass Reflex via rear-firing Tractrix® Port
INPUTS	Dual binding posts / bi-wire / bi-amp
HEIGHT	39.62" (100.6 cm)
WIDTH	9.35" (23.7 cm)
DEPTH	17.02" (43.2 cm)
WEIGHT	49 lb (22.2 kg)
FINISH	Ebony, Walnut, Piano Black

SHIPPING QUANTITY: Single

SHIPPING WEIGHT: 24.5 kg
54 lbs

PART NUMBER

1065798 (Ebony Vinyl)

1065799 (Walnut Vinyl)

1065800 (Piano Black)

NOTES:



RP-5000F DUAL 5.25" TOWER

FREQUENCY RESPONSE	35-25kHz +/- 3dB
SENSITIVITY	96dB @ 2.83V / 1m
POWER HANDLING (CONT/PEAK)	125W/500W
NOMINAL IMPEDANCE	8 ohms compatible
CROSSOVER FREQUENCY	1800Hz
HIGH FREQUENCY DRIVER	1" Titanium LTS Vented Tweeter with Hybrid Cross-Section Tractrix® Horn
LOW FREQUENCY DRIVER	Dual 5.25" Cerametallic Cone Woofers
ENCLOSURE MATERIAL	MDF
ENCLOSURE TYPE	Bass Reflex via rear-firing Tractrix® Port
INPUTS	Dual binding posts / bi-wire / bi-amp
HEIGHT	36.12" (91.7 cm)
WIDTH	8.21" (20.8 cm)
DEPTH	14.38" (36.5 cm)
WEIGHT	37 lb (16.8 kg)
FINISH	Ebony, Walnut, Piano Black

SHIPPING QUANTITY: Single

SHIPPING WEIGHT: 19.1 kg
42 lbs

PART NUMBER

1065801 (Ebony Vinyl)

1065802 (Walnut Vinyl)

1065803 (Piano Black)

NOTES:



RP-4000F DUAL 5.25" TOWER

FREQUENCY RESPONSE	37Hz - 25kHz
SENSITIVITY	95dB @ 2.83V / 1m
POWER HANDLING (CONT/PEAK)	75W / 300W
NOMINAL IMPEDANCE	8 ohm compatible
CROSSOVER FREQUENCY	
HIGH FREQUENCY DRIVER	1" Titanium LTS Vented Tweeter with Hybrid Cross-Section Tractrix® Horn
LOW FREQUENCY DRIVER	Dual 4" Cerametallic Cone Woofers
ENCLOSURE MATERIAL	MDF
ENCLOSURE TYPE	Bass Reflex via rear-firing Tractrix® Port
INPUTS	Single Binding Posts
HEIGHT	34.12" (86.7 cm)
WIDTH	7.42" (18.85 cm)
DEPTH	12.03" (30.56 cm)
WEIGHT	29 lb (13.1 kg)
FINISH	Ebony

SHIPPING QUANTITY: Single

SHIPPING WEIGHT: 14.5 kg
32 lbs

PART NUMBER

1065917 (Ebony Vinyl)

NOTES:

MONITORS



- 90° x 90° composite-coated Tractrix® Horn
- Titanium Linear Travel Suspension Vented Tweeter
- Rear-firing Tractrix® port
- Magnetic grille


RP-600M 6.5" MONITOR


FREQUENCY RESPONSE	45-25kHz +/- 3dB
SENSITIVITY	96dB @ 2.83V / 1m
POWER HANDLING (CONT/PEAK)	100W/400W
NOMINAL IMPEDANCE	8 ohms compatible
CROSSOVER FREQUENCY	1500Hz
HIGH FREQUENCY DRIVER	1" Titanium LTS Vented Tweeter with Hybrid Cross-Section Tractrix® Horn
LOW FREQUENCY DRIVER	6.5" Cerametallic Cone Woofer
ENCLOSURE MATERIAL	MDF
ENCLOSURE TYPE	Bass Reflex via rear-firing Tractrix® Port
INPUTS	Dual binding posts/bi-wire/bi-amp
HEIGHT	15.69" (39.9 cm)
WIDTH	7.95" (20.2 cm)
DEPTH	11.85" (30.1 cm)
WEIGHT	16 lb (7.3 kg)
FINISH	Ebony, Walnut, Piano Black
ACCESSORIES	Rubber Feet (8)


SHIPPING QUANTITY: Pair

SHIPPING WEIGHT: 17.1 kg
40 lbs

PART NUMBER

1065804 (Ebony Vinyl) 

1065805 (Walnut Vinyl) 

1065806 (Piano Black) 

NOTES:



- 90° x 90° composite-coated Tractrix® Horn
- Titanium Linear Travel Suspension Vented Tweeter
- Rear-firing Tractrix® port
- Magnetic grille


RP-500M 6.5" MONITOR


FREQUENCY RESPONSE	48-25kHz +/- 3dB
SENSITIVITY	93dB @ 2.83V / 1m
POWER HANDLING (CONT/PEAK)	75W/300W
NOMINAL IMPEDANCE	8 ohms compatible
CROSSOVER FREQUENCY	1500Hz
HIGH FREQUENCY DRIVER	1" Titanium LTS Vented Tweeter with Hybrid Cross-Section Tractrix® Horn
LOW FREQUENCY DRIVER	5.25" Cerametallic Cone Woofer
ENCLOSURE MATERIAL	MDF
ENCLOSURE TYPE	Bass Reflex via rear-firing Tractrix® Port
INPUTS	Single binding posts
HEIGHT	13.50" (34.3 cm)
WIDTH	6.81" (17.3 cm)
DEPTH	9.50" (24.1 cm)
WEIGHT	12 lb (5.4 kg)
FINISH	Ebony, Walnut, Piano Black
ACCESSORIES	Rubber Feet (8)


SHIPPING QUANTITY: Pair

SHIPPING WEIGHT: 13.2 kg
29 lbs

PART NUMBER

1065807 (Ebony Vinyl) 

1065808 (Walnut Vinyl) 

1065809 (Piano Black) 

NOTES:



- 90° x 90° composite-coated Tractrix® Horn
- Titanium Linear Travel Suspension Vented Tweeter
- Rear-firing Tractrix® port
- Magnetic grille

RP-400M 6.5" MONITOR

FREQUENCY RESPONSE	52Hz - 25kHz
SENSITIVITY	93dB @ 2.83V / 1m
POWER HANDLING (CONT/PEAK)	50W / 200W
NOMINAL IMPEDANCE	8 ohms compatible
CROSSOVER FREQUENCY	1500Hz
HIGH FREQUENCY DRIVER	1" Titanium LTS Vented Tweeter with Hybrid Cross-Section Tractrix® Horn
LOW FREQUENCY DRIVER	4" Cerametallic Cone Woofer
ENCLOSURE MATERIAL	MDF
ENCLOSURE TYPE	Bass Reflex via rear-firing Tractrix® Port
INPUTS	Single Binding Posts
HEIGHT	11.73" (29.8 cm)
WIDTH	5.67" (14.4 cm)
DEPTH	7.50" (19.1 cm)
WEIGHT	9 lb (4.1 kg)
FINISH	Ebony
ACCESSORIES	Rubber Feet (8)

SHIPPING QUANTITY: Pair

SHIPPING WEIGHT: 9.5 kg
21 lbs

PART NUMBER

1065931 (Ebony Vinyl) 

NOTES:

CENTERS



- 90° x 90° composite-coated Tractrix® Horn
- Titanium Linear Travel Suspension Vented Tweeter
- Rear-firing Tractrix® port
- Magnetic grille

RP-504C QUAD 5.25" CENTER

FREQUENCY RESPONSE	58-25kHz +/- 3dB
SENSITIVITY	97dB @ 2.83V / 1m
POWER HANDLING (CONT/PEAK)	150W/600W
NOMINAL IMPEDANCE	8 ohms compatible
CROSSOVER FREQUENCY	500Hz/1500Hz
HIGH FREQUENCY DRIVER	1" Titanium LTS Vented Tweeter with Hybrid Cross-Section Tractrix® Horn
LOW FREQUENCY DRIVER	Quad 5.25" Cerametallic Cone Woofers
ENCLOSURE MATERIAL	MDF
ENCLOSURE TYPE	Bass Reflex via rear-firing Tractrix® Port
INPUTS	Single Binding Posts
HEIGHT	6.81" (17.3 cm)
WIDTH	31.13" (79.1 cm)
DEPTH	14.46 (36.7 cm)
WEIGHT	34 lb (15.4 kg)
FINISH	Ebony, Walnut, Piano Black
ACCESSORIES	Rubber Feet (4)

SHIPPING QUANTITY: Single

SHIPPING WEIGHT: 17.7 kg
39 lbs

PART NUMBER

- 1065810 (Ebony Vinyl)
- 1065811 (Walnut Vinyl)
- 1065812 (Piano Black)

NOTES:



- 90° x 90° composite-coated Tractrix® Horn
- Titanium Linear Travel Suspension Vented Tweeter
- Rear-firing Tractrix® port
- Magnetic grille

RP-404C QUAD 5.25" CENTER

FREQUENCY RESPONSE	59-25kHz +/- 3dB
SENSITIVITY	97dB @ 2.83V / 1m
POWER HANDLING (CONT/PEAK)	125W/500W
NOMINAL IMPEDANCE	8 ohms compatible
CROSSOVER FREQUENCY	500Hz/1500Hz
HIGH FREQUENCY DRIVER	1" Titanium LTS Vented Tweeter with Hybrid Cross-Section Tractrix® Horn
LOW FREQUENCY DRIVER	Quad 4" Cerametallic™ Cone Woofers
ENCLOSURE MATERIAL	MDF
ENCLOSURE TYPE	Bass Reflex via rear-firing Tractrix® Port
INPUTS	Single Binding Posts
HEIGHT	5.7" (14.39 cm)
WIDTH	26.0" (66.04 cm)
DEPTH	13" (33.02 cm)
WEIGHT	28 lb (12.7 kg)
FINISH	Ebony, Walnut, Piano Black
ACCESSORIES	Rubber Feet (4)

SHIPPING QUANTITY: Single

SHIPPING WEIGHT: 14.5 kg
32 lbs

PART NUMBER

- 1065813 (Ebony Vinyl)
- 1065814 (Walnut Vinyl)
- 1065815 (Piano Black)

NOTES:



- 90° x 90° composite-coated Tractrix® Horn
- Titanium Linear Travel Suspension Vented Tweeter
- Rear-firing Tractrix® port
- Magnetic grille

RP-600C DUAL 6.5" CENTER

FREQUENCY RESPONSE	58Hz - 25kHz
SENSITIVITY	97dB @ 2.83V / 1m
POWER HANDLING (CONT/PEAK)	125W / 500W
NOMINAL IMPEDANCE	8 ohms compatible
CROSSOVER FREQUENCY	
HIGH FREQUENCY DRIVER	1" Titanium LTS Vented Tweeter with Hybrid Cross-Section Tractrix® Horn
LOW FREQUENCY DRIVER	Dual 6.5" Cerametallic Cone Woofers
ENCLOSURE MATERIAL	MDF
ENCLOSURE TYPE	Bass Reflex via rear-firing Tractrix® Port
INPUTS	Single Binding Posts
HEIGHT	7.95" (20.2 cm)
WIDTH	21.93" (55.7 cm)
DEPTH	11.96" (30.4 cm)
WEIGHT	24 lb (10.9 kg)
FINISH	Ebony, Walnut, Piano Black
ACCESSORIES	Rubber Feet (4)

SHIPPING QUANTITY: Single

SHIPPING WEIGHT: 12.2 kg
27 lbs

PART NUMBER

- 1065816 (Ebony Vinyl)
- 1065817 (Walnut Vinyl)
- 1065818 (Piano Black)

NOTES:



- 90° x 90° composite-coated Tractrix® Horn
- Titanium Linear Travel Suspension Vented Tweeter
- Rear-firing Tractrix® port
- Magnetic grille

RP-500C DUAL 5.25" CENTER

FREQUENCY RESPONSE	60-25kHz +/- 3dB
SENSITIVITY	96dB @ 2.83V / 1m
POWER HANDLING (CONT/PEAK)	100W/400W
NOMINAL IMPEDANCE	8 ohms compatible
CROSSOVER FREQUENCY	1800Hz
HIGH FREQUENCY DRIVER	1" Titanium LTS Vented Tweeter with Hybrid Cross-Section Tractrix® Horn
LOW FREQUENCY DRIVER	Dual 5.25" Cerametallic™ Cone Woofers
ENCLOSURE MATERIAL	MDF
ENCLOSURE TYPE	Bass Reflex via rear-firing Tractrix® Port
INPUTS	Single Binding Posts
HEIGHT	6.81" (17.3 cm)
WIDTH	18.50" (47 cm)
DEPTH	9.5" (22.3 cm)
WEIGHT	18 lb (8.2 kg)
FINISH	Ebony, Walnut, Piano Black
ACCESSORIES	Rubber Feet (4)

SHIPPING QUANTITY: Single

SHIPPING WEIGHT: 9.5 kg
21 lbs

PART NUMBER

1065819 (Ebony Vinyl)

1065820 (Walnut Vinyl)

1065821 (Piano Black)

NOTES:



- 90° x 90° composite-coated Tractrix® Horn
- Titanium Linear Travel Suspension Vented Tweeter
- Rear-firing Tractrix® port
- Magnetic grille

RP-400C DUAL 4.5" CENTER

FREQUENCY RESPONSE	65Hz - 25kHz
SENSITIVITY	95dB @ 2.83V / 1m
POWER HANDLING (CONT/PEAK)	75W / 300W
NOMINAL IMPEDANCE	8 ohms compatible
CROSSOVER FREQUENCY	
HIGH FREQUENCY DRIVER	1" Titanium LTS Vented Tweeter with Hybrid Cross-Section Tractrix® Horn
LOW FREQUENCY DRIVER	Dual 4" Cerametallic Cone Woofers
ENCLOSURE MATERIAL	MDF
ENCLOSURE TYPE	Bass Reflex via rear-firing Tractrix® Port
INPUTS	Single Binding Posts
HEIGHT	5.6" (14.24 cm)
WIDTH	16" (40.64 cm)
DEPTH	9.65" (22.86 cm)
WEIGHT	14 lb (6.4 kg)
FINISH	Ebony
ACCESSORIES	Rubber Feet (4)

SHIPPING QUANTITY: Single

SHIPPING WEIGHT: 8.2 kg
18 lbs

PART NUMBER

1065935 (Ebony Vinyl)

NOTES:

SURROUNDS



- 90° x 90° composite-coated Tractrix® Horn
- Titanium Linear Travel Suspension Vented Tweeter
- Removable, magnetic grille
- WDST® Surround Technology

RP-502S DUAL 5.25" SURROUND

FREQUENCY RESPONSE	58-25kHz +/- 3dB
SENSITIVITY	95dB @ 2.83V / 1m
POWER HANDLING (CONT/PEAK)	100W/400W
NOMINAL IMPEDANCE	8 ohms compatible
CROSSOVER FREQUENCY	1400Hz
HIGH FREQUENCY DRIVER	1" Titanium LTS Vented Tweeter with Hybrid Cross-Section Tractrix® Horn
LOW FREQUENCY DRIVER	Dual 5.25" Cerametallic Woofers
ENCLOSURE MATERIAL	MDF
ENCLOSURE TYPE	Sealed
INPUTS	Single Binding Posts
HEIGHT	13.85" (35.2 cm)
WIDTH	11.88" (30.2 cm)
DEPTH	7.49" (19 cm)
WEIGHT	16 lb (7.3 kg)
FINISH	Ebony, Walnut, Piano Black
ACCESSORIES	Rubber Feet (8)

SHIPPING QUANTITY: Pair

SHIPPING WEIGHT: 17.2 kg
38 lbs

PART NUMBER

1065822 (Ebony Vinyl)

1065824 (Walnut Vinyl)

1065825 (Piano Black)

NOTES:



- 90° x 90° composite-coated Tractrix® Horn
- Titanium Linear Travel Suspension Vented Tweeter
- Removable, magnetic grille
- WDST® Surround Technology

RP-402S DUAL 4.5" SURROUND

FREQUENCY RESPONSE	62-25kHz +/- 3dB
SENSITIVITY	93dB @ 2.83V / 1m
POWER HANDLING (CONT/PEAK)	75W/300W
NOMINAL IMPEDANCE	8 ohms compatible
CROSSOVER FREQUENCY	1500Hz
HIGH FREQUENCY DRIVER	1" Titanium LTS Vented Tweeter with Hybrid Cross-Section Tractrix® Horn
LOW FREQUENCY DRIVER	Dual 4" Cerametallic Cone Woofers
ENCLOSURE MATERIAL	MDF
ENCLOSURE TYPE	Sealed
INPUTS	Single Binding Posts
HEIGHT	11.85" (30.1 cm)
WIDTH	10.26" (26.1 cm)
DEPTH	6.51" (16.5 cm)
WEIGHT	13 lb (5.9 kg)
FINISH	Ebony, Walnut, Piano Black
ACCESSORIES	Rubber Feet (8)

SHIPPING QUANTITY: Pair

SHIPPING WEIGHT: 15.4 kg
34 lbs

PART NUMBER

1065826 (Ebony Vinyl)

1065827 (Walnut Vinyl)

1065828 (Piano Black)

NOTES:

REFERENCE SPEAKERS

Now in its sixth generation, the Reference series speakers deliver even higher sound quality precision, clarity and effortless power. A new, larger proprietary Tractrix® horn provides improved coverage and bandwidth, and new tweeter and phase plugs ensure greater accuracy. The new rear Tractrix ports produce deep, powerful bass. The line also exudes modern elegance with several new cosmetic upgrades, including angled feet, full-length low-profile magnetic grilles, and a scratch-resistant black wood grain vinyl finish.



TOWERS



- 90° x 90° Tractrix Horn for clean, natural sound
- Rear-firing Tractrix port
- Low-profile magnetic grille

R-820F DUAL 8" TOWER

FREQUENCY RESPONSE	35Hz - 21kHz +/- 3dB
SENSITIVITY	97 dB @ 2.83V/1M
POWER HANDLING (CONT/PEAK)	150W/600W
NOMINAL IMPEDANCE	8 ohms compatible
CROSSOVER FREQUENCY	1,700 Hz
HIGH FREQUENCY DRIVER	1" Aluminum LTS tweeter mated to a 90° x 90° square Tractrix® Horn
LOW FREQUENCY DRIVER	Dual 8" spun-copper IMG woofers
ENCLOSURE MATERIAL	MDF
ENCLOSURE TYPE	Bass-Reflex via rear-firing Tractrix® ports
INPUTS	Single Gold Plated Binding Posts
HEIGHT INCHES (MM)	43" (1093 mm)
WIDTH INCHES (MM)	10.9" (277 mm)
DEPTH INCHES (MM)	17.5" (443 mm)
PRODUCT WEIGHT LBS (KG)	54 lbs (24.5 kg)
FINISHES	Black Textured Wood Grain Vinyl
INCLUDED ACCESSORIES	Injection molded feet and screws

SHIPPING QUANTITY: Single

SHIPPING WEIGHT: 28.1 kg
62 lbs

PART NUMBER

1065833 (NA)

1066228 (Intl)

NOTES:



- 90° x 90° Tractrix Horn for clean, natural sound
- Rear-firing Tractrix port
- Low-profile magnetic grille

R-620F DUAL 6.5" TOWER

FREQUENCY RESPONSE	38Hz - 21kHz +/- 3dB
SENSITIVITY	96 dB @ 2.83V/1M
POWER HANDLING (CONT/PEAK)	100W/400W
NOMINAL IMPEDANCE	8 ohms compatible
CROSSOVER FREQUENCY	2,000 Hz
HIGH FREQUENCY DRIVER	1" Aluminum LTS tweeter mated to a 90° x 90° square Tractrix® Horn
LOW FREQUENCY DRIVER	Dual 6.5" spun-copper IMG woofers
ENCLOSURE MATERIAL	MDF
ENCLOSURE TYPE	Bass-Reflex via rear-firing Tractrix® ports
INPUTS	Single Gold Plated Binding Posts
HEIGHT INCHES (MM)	40" (1017 mm)
WIDTH INCHES (MM)	9.4" (240 mm)
DEPTH INCHES (MM)	15.2" (386 mm)
PRODUCT WEIGHT LBS (KG)	41 lbs (18.6 kg)
FINISHES	Black Textured Wood Grain Vinyl
INCLUDED ACCESSORIES	Injection molded feet and screws

SHIPPING QUANTITY: Single

SHIPPING WEIGHT: 22.2 kg
49 lbs

PART NUMBER

1065834 (NA)

1066229 (Intl)

NOTES:



- 90° x 90° Tractrix Horn for clean, natural sound
- Rear-firing Tractrix port
- Low-profile magnetic grille

R-610F 6.5" TOWER

FREQUENCY RESPONSE	45Hz - 21kHz +/- 3dB
SENSITIVITY	94 dB @ 2.83V/1M
POWER HANDLING (CONT/PEAK)	85W/340W
NOMINAL IMPEDANCE	8 ohms compatible
CROSSOVER FREQUENCY	1,800 Hz
HIGH FREQUENCY DRIVER	1" Aluminum LTS tweeter mated to a 90° x 90° square Tractrix® Horn
LOW FREQUENCY DRIVER	Single 6.5" spun-copper IMG woofers
ENCLOSURE MATERIAL	MDF
ENCLOSURE TYPE	Bass-Reflex via rear-firing Tractrix® ports
INPUTS	Single Gold Plated Binding Posts
HEIGHT INCHES (MM)	37" (940 mm)
WIDTH INCHES (MM)	9.4" (240 mm)
DEPTH INCHES (MM)	15.1" (384 mm)
PRODUCT WEIGHT LBS (KG)	36 lbs (16.3 kg)
FINISHES	Black Textured Wood Grain Vinyl
INCLUDED ACCESSORIES	Injection molded feet and screws

SHIPPING QUANTITY: Single

SHIPPING WEIGHT: 20 kg
44 lbs

PART NUMBER

1065835 (NA)
1066230 (Intl)

NOTES:

MONITORS



- 90° x 90° Tractrix Horn for clean, natural sound
- Linear Travel Suspension (LTS) tweeter minimizes distortion and enhances detail
- Low-Profile Magnetic Grille

R-51M 5.25" MONITORS

FREQUENCY RESPONSE	62Hz - 21kHz +/- 3dB
SENSITIVITY	93 dB @ 2.83V/1M
POWER HANDLING (CONT/PEAK)	85W/340W
NOMINAL IMPEDANCE	8 ohms compatible
CROSSOVER FREQUENCY	1,660 Hz
HIGH FREQUENCY DRIVER	1" Aluminum LTS tweeter mated to a 90° x 90° square Tractrix® Horn
LOW FREQUENCY DRIVER	Single 5.25" spun-copper IMG woofer
ENCLOSURE MATERIAL	MDF
ENCLOSURE TYPE	Bass-Reflex via rear-firing ports
INPUTS	Single Gold Plated Binding Posts
HEIGHT INCHES (MM)	13.3" (338 mm)
WIDTH INCHES (MM)	7" (178 mm)
DEPTH INCHES (MM)	8.5" (215 mm)
PRODUCT WEIGHT LBS (KG)	11 lbs (5 kg)
FINISHES	Black Textured Wood Grain Vinyl
INCLUDED ACCESSORIES	Rubber Feet (4)

SHIPPING QUANTITY: Pair

SHIPPING WEIGHT: 9.8 kg
21.5 lbs

PART NUMBER

1065839 (NA)
1066234 (Intl)

NOTES:



- 90° x 90° Tractrix Horn for clean, natural sound
- Linear Travel Suspension (LTS) tweeter minimizes distortion and enhances detail
- Low-Profile Magnetic Grille

R-41M 4" MONITORS

FREQUENCY RESPONSE	68Hz - 21kHz +/- 3dB
SENSITIVITY	90 dB @ 2.83V/1M
POWER HANDLING (CONT/PEAK)	50W/200W
NOMINAL IMPEDANCE	8 ohms compatible
CROSSOVER FREQUENCY	1,730 Hz
HIGH FREQUENCY DRIVER	1" Aluminum LTS tweeter mated to a 90° x 90° square Tractrix® Horn
LOW FREQUENCY DRIVER	Single 4" spun-copper IMG woofer
ENCLOSURE MATERIAL	MDF
ENCLOSURE TYPE	Bass-Reflex via rear-firing ports
INPUTS	Single Gold Plated Binding Posts
HEIGHT INCHES (MM)	11.3" (287 mm)
WIDTH INCHES (MM)	5.75" (146 mm)
DEPTH INCHES (MM)	7.9" (200 mm)
PRODUCT WEIGHT LBS (KG)	7 lbs (3.2 kg)
FINISHES	Black Textured Wood Grain Vinyl
INCLUDED ACCESSORIES	Rubber Feet (4)

SHIPPING QUANTITY: Pair

SHIPPING WEIGHT: 7.4 kg
16.3 lbs

PART NUMBER

1065838 (NA)

1066233 (Int'l)

NOTES:

CENTERS



- 90° x 90° Tractrix Horn for clean, natural sound
- Linear Travel Suspension (LTS) tweeter minimizes distortion and enhances detail
- Low-Profile Magnetic Grille

R-52C DUAL 5.25" CENTER

FREQUENCY RESPONSE	89Hz - 21kHz +/- 3dB
SENSITIVITY	95 dB @ 2.83V/1M
POWER HANDLING (CONT/PEAK)	100W/400W
NOMINAL IMPEDANCE	8 ohms compatible
CROSSOVER FREQUENCY	1,630 Hz
HIGH FREQUENCY DRIVER	1" Aluminum LTS tweeter mated to a 90° x 90° square Tractrix® Horn
LOW FREQUENCY DRIVER	Dual 5.25" spun-copper IMG woofers
ENCLOSURE MATERIAL	MDF
ENCLOSURE TYPE	Sealed
INPUTS	Single Gold Plated Binding Posts
HEIGHT INCHES (MM)	7.3" (185 mm)
WIDTH INCHES (MM)	18.75" (476 mm)
DEPTH INCHES (MM)	7.6" (194 mm)
PRODUCT WEIGHT LBS (KG)	7 lbs (3.2 kg)
FINISHES	Black Textured Wood Grain Vinyl
INCLUDED ACCESSORIES	Rubber Feet (4)

SHIPPING QUANTITY: Single

SHIPPING WEIGHT: 7.3 kg
16 lbs

PART NUMBER

1065836 (NA)

1066231 (Int'l)

NOTES:



- 90° x 90° Tractrix Horn for clean, natural sound
- Linear Travel Suspension (LTS) tweeter minimizes distortion and enhances detail
- Low-Profile Magnetic Grille
- Two front-firing Tractrix® ports

R-34C DUAL 5.25" CENTER

FREQUENCY RESPONSE	82Hz - 21kHz +/- 3dB
SENSITIVITY	96 dB @ 2.83V/1M
POWER HANDLING (CONT/PEAK)	100W/400W
NOMINAL IMPEDANCE	8 ohms compatible
CROSSOVER FREQUENCY	1,600 Hz
HIGH FREQUENCY DRIVER	1" Aluminum LTS tweeter mated to a 90° x 90° square Tractrix® Horn
LOW FREQUENCY DRIVER	Quad 3.5" spun-copper IMG woofers
ENCLOSURE MATERIAL	MDF
ENCLOSURE TYPE	Bass-Reflex via forward-firing Tractrix® ports
INPUTS	Single Gold Plated Binding Posts
HEIGHT INCHES (MM)	5.2" (133 mm)
WIDTH INCHES (MM)	26" (660 mm)
DEPTH INCHES (MM)	6.2" (157 mm)
PRODUCT WEIGHT LBS (KG)	13 lbs (5.9 kg)
FINISHES	Black Textured Wood Grain Vinyl
INCLUDED ACCESSORIES	Rubber Feet (4)

SHIPPING QUANTITY: Single

SHIPPING WEIGHT: 7.3 kg
16 lbs

PART NUMBER

1065837 (NA)

1066232 (Int'l)

NOTES:

SURROUNDS



- Adds Dolby Atmos® experience to any tower/monitor speaker
- Can be used as surround speaker
- 90° x 90° Tractrix Horn
- Low-profile magnetic grille

R-41SA 4" ELEVATION SPEAKER OR SURROUND SPEAKER

FREQUENCY RESPONSE	Conforms to Dolby Atmos Specifications
SENSITIVITY	Conforms to Dolby Atmos Specifications
POWER HANDLING (CONT/PEAK)	50W/100W
NOMINAL IMPEDANCE	8 ohms compatible
CROSSOVER FREQUENCY	4,237 Hz
HIGH FREQUENCY DRIVER	1" Aluminum LTS tweeter mated to a 90° x 90° square Tractrix® Horn
LOW FREQUENCY DRIVER	4" spun-copper IMG woofer
ENCLOSURE MATERIAL	MDF
ENCLOSURE TYPE	Acoustic Suspension
INPUTS	Single Gold Plated Binding Posts
HEIGHT INCHES (MM)	7" (180 mm)
WIDTH INCHES (MM)	5.75" (146 mm)
DEPTH INCHES (MM)	13" (331 mm)
PRODUCT WEIGHT LBS (KG)	6 lbs (2.7 kg)
FINISHES	Black Textured Wood Grain Vinyl
INCLUDED ACCESSORIES	Rubber Feet (4)

SHIPPING QUANTITY: Pair

SHIPPING WEIGHT: 7.4 kg
16.3 lbs

PART NUMBER

1065840 (NA)

1066235 (Intl)

NOTES:

C SERIES SUBWOOFERS

The new Klipsch C-Series of ultra-compact, high-performance subwoofers with app and IP control offer complete optimization and customization of low frequencies for any room or source. The premium Klipsch C-Series subwoofers deliver powerful bass and feature a variety of inputs to complement any audio system without taking up much space. The series consists of two subwoofers that are approximately 30% smaller in size than average subwoofers and deliver nearly the same output and low frequency extension as larger models.



C-310ASWi 10" HIGH PERFORMANCE COMPACT SUBWOOFER

FREQUENCY RANGE	25-150Hz +/- 3dB
SYSTEM TYPE	Bass-reflex via dual side-firing passive radiators
WOOFER	10" (20.3cm) Active / Dual 10" passive
MAXIMUM OUTPUT	116dB @ 35Hz
POWER HANDLING	400W RMS
ENCLOSURE MATERIAL	MDF
INPUTS	Line level RCA, Balanced XLR, High level, Wireless (with optional transmitter sold separately)
PRODUCT DIMENSIONS	14" x 13.42" x 13.81" (355.6 x 340.8 x 350.77mm)
PRODUCT WEIGHT	39 lbs (17.69 kg)
FINISH	Piano gloss black

1064620 (EUA)

SHIPPING QUANTITY: Single

SHIPPING WEIGHT: 20.9 kg
46 lbs

PART NUMBER

1064619 (NA)

1064620 (EUA)

NOTES:



C-308ASWi 8" HIGH PERFORMANCE COMPACT SUBWOOFER

FREQUENCY RANGE	28-150Hz +/- 3dB
SYSTEM TYPE	Bass-reflex via dual side-firing passive radiators
WOOFER	8" (20.3cm) Active / Dual 8" passive
MAXIMUM OUTPUT	110dB @ 35Hz
POWER HANDLING	300W RMS
ENCLOSURE MATERIAL	MDF
INPUTS	Line level RCA, Balanced XLR, High level, Wireless (with optional transmitter sold separately)
PRODUCT DIMENSIONS	11.22" x 11.22" x 11.22" (285mm x 285mm x 285mm)
PRODUCT WEIGHT	27 lbs (12.25 kg)
FINISH	Piano gloss black

SHIPPING QUANTITY: Single

SHIPPING WEIGHT: 14.5 kg
32 lbs

PART NUMBER

1064615 (NA)

1064616 (EUA)

NOTES:

- High performance app controlled compact subwoofer
- Klipsch LowControl App for iOS/Android provides automatic room correction and fully customizable EQ with presets
- Supports multiple input types
- Ethernet input for IP control
- Piano gloss finish for premium look

SPL SUBWOOFERS

The SPL subwoofer line combines high performance at moderate prices with class leading maximum output levels. Comprised of three subwoofers, the SPL series boasts copper Cerametallic™ woofers that minimize distortion while providing high efficiency. All subs have all-digital amplifiers that provide more impact and powerful bass. The front-firing slot port allows for placement flexibility.



- 400W RMS / 800W Peak Power
- Front-firing slot port
- Low-pass crossover and phase control
- WA-2 Wireless Subwoofer Kit capable

SPL 150 15" POWERED SUBWOOFER

FREQUENCY RESPONSE	18Hz - 125Hz
MAXIMUM ACOUSTIC OUTPUT	122dB
AMPLIFIER TYPE	All digital
AMPLIFIER POWER	400W / 800W
WOOFER	15" (38.1 cm) long-throw copper spun cerametallic, front-firing woofer
ENCLOSURE MATERIAL	MDF
ENCLOSURE TYPE	Bass Reflex
INPUTS	L/R line-level/LFE RCA jacks, Wireless WA-2 Port
HEIGHT	21.5" / 54.61 cm
WIDTH	19.5" / 49.53 cm
DEPTH	22.3" / 56.64 cm
WEIGHT	75.4 lbs / 34.2 kg
FINISH	Ebony Vinyl

SHIPPING QUANTITY: Single

SHIPPING WEIGHT: 40.82 kg
90 lbs

PART NUMBER

1067308 (NA)
1067309 (EUA)
1067310 (CCC)

NOTES:



- 300W RMS / 600W Peak
- Front-firing slot port
- Low-pass crossover and phase control
- WA-2 Wireless Subwoofer Kit capable

SPL 120 12" POWERED SUBWOOFER

FREQUENCY RESPONSE	24Hz - 125Hz
MAXIMUM ACOUSTIC OUTPUT	118dB
AMPLIFIER TYPE	Class D with Analog Preamp Stage
AMPLIFIER POWER	300W RMS / 600W Peak
WOOFER	12" Long-Throw Cerametallic
ENCLOSURE MATERIAL	MDF
ENCLOSURE TYPE	Bass Reflex via Front-Firing Slot Port
INPUTS	Dual RCA/LFE Line In, WA-2 Wireless Port
HEIGHT	17-3/4" (451mm)
WIDTH	14-11/16" (374mm)
DEPTH	19-7/8" (506mm)
WEIGHT	45 lbs (20.4kg)
FINISH	Ebony Vinyl

SHIPPING QUANTITY: Single

SHIPPING WEIGHT: 27.6 kg
61 lbs

PART NUMBER

1065966 (NA)
1065967 (EUA)
1066511 (CCC)

NOTES:



- 200W RMS / 450W Peak Power
- Front-firing slot port
- Low-pass crossover and phase control
- WA-2 Wireless Subwoofer Kit capable

SPL 100 10" POWERED SUBWOOFER

FREQUENCY RESPONSE	27Hz - 125Hz
MAXIMUM ACOUSTIC OUTPUT	114dB
AMPLIFIER TYPE	Class D with Analog Preamp Stage
AMPLIFIER POWER	200 W RMS / 450 W Peak
WOOFER	10" Long-Throw Cerametallic
ENCLOSURE MATERIAL	MDF
ENCLOSURE TYPE	Bass Reflex via Front-Firing Slot Port
INPUTS	Dual RCA/LFE Line In, WA-2 Wireless Port
HEIGHT	16-9/16" (421mm)
WIDTH	14" (356mm)
DEPTH	17-5/16" (451mm)
WEIGHT	37 lbs (16.8kg)
FINISH	Ebony Vinyl

SHIPPING QUANTITY: Single

SHIPPING WEIGHT: 25 kg
55 lbs

PART NUMBER

1065964 (NA)
1065965 (EUA)
1066510 (CCC)

NOTES:

WIRELESS KITS



- Compatible with C Series Subs

WA-3 WIRELESS SUBWOOFER KIT

FREQUENCY OF OPERATION	2.4 GHz ISM band
CHANNEL SELECTION	Automatic
SIGNAL RANGE	50 feet (15m)
FREQUENCY RESPONSE	15 Hz - 150 Hz +/- 3 dB
VOLTAGE	100/240 V 50/60Hz external power supply with region specific power clips

SHIPPING QUANTITY:	Single
SHIPPING WEIGHT:	0.45 kg 1.0 lbs
PART NUMBER	1065521



- Allows for powerful bass extension with fewer wires
- Hassle-free setup
- Plug 'n play functionality
- Compatible with SPL-150, SPL-120 and SPL-100

WA-2 WIRELESS SUBWOOFER KIT

FREQUENCY OF OPERATION	2.4 GHz ISM band
CHANNEL SELECTION	Automatic
SIGNAL RANGE	50 feet (15m)
FREQUENCY RESPONSE	15 Hz - 150 Hz +/- 3 dB

SHIPPING QUANTITY:	Single
SHIPPING WEIGHT:	0.45 kg 1.01 lbs
PART NUMBER	1011669 (NA) 1013170 (CE)

REFERENCE SUBWOOFERS

Prepare to be moved. Reference subwoofers are the perfect combination of power, sophistication and heart-pounding bass. Packing a serious punch, these subwoofers will not only wake your neighbors, they'll piss them off. Reference Subwoofers provide thunderous, detailed bass and create a solid foundation for any audio system.



- All-digital amp delivers 400 watts of dynamic power
- Front-firing driver
- Low pass crossover and phase control

R-120SW 12" POWERED SUBWOOFER

FREQUENCY RESPONSE	29Hz - 120Hz +/- 3dB
MAXIMUM ACOUSTIC OUTPUT	116 dB
AMPLIFIER	All-digital
AMPLIFIER POWER (CONT/PEAK)	200W/400W
AMPLIFIER FEATURES	Volume, Low-pass, 0/180 phase, Auto Power On
DRIVER COMPONENTS	12" high excursion spun-copper IMG woofer
ENCLOSURE MATERIAL	MDF
ENCLOSURE TYPE	Bass-Reflex via rear-firing port
INPUTS	Line level/LFE RCA jacks
HEIGHT	16.5" (419 mm)
WIDTH	14" (356 mm)
DEPTH	19.2" (488mm)
WEIGHT	31 lbs (14.1 kg)
FINISHES	Black Textured Wood Grain Vinyl

SHIPPING QUANTITY:	Single
SHIPPING WEIGHT:	18 kg 39.7 lbs
PART NUMBER	1065959 (NA) 1065960 (EUA) 1066472 (CCC)

NOTES:



- All-digital amp delivers 300 watts of dynamic power
- Front-firing driver
- Low pass crossover and phase control

R-100SW 10" POWERED SUBWOOFER

FREQUENCY RESPONSE	32Hz - 120Hz +/- 3dB
MAXIMUM ACOUSTIC OUTPUT	112 dB
AMPLIFIER	All-digital
AMPLIFIER POWER (CONT/PEAK)	150W/300W
AMPLIFIER FEATURES	Volume, Low-pass, 0/180 phase, Auto Power On
DRIVER COMPONENTS	10" high excursion spun-copper IMG woofer
ENCLOSURE MATERIAL	MDF
ENCLOSURE TYPE	Bass-Reflex via rear-firing port
INPUTS	Line level/LFE RCA jacks
HEIGHT	14.5" (368 mm)
WIDTH	12.5" (318 mm)
DEPTH	16.4" (417 mm)
WEIGHT	24 lbs (10.9 kg)
FINISHES	Black Textured Wood Grain Vinyl

SHIPPING QUANTITY: Single

SHIPPING WEIGHT: 14.5 kg
32 lbs

PART NUMBER

1065957 (NA)
1065958 (EUA)
1066471 (CCC)

NOTES:



- All-digital amplifier delivers 150 watts with high efficiency
- Down-firing driver
- Low pass crossover and phase control

R-8SW 8" SUBWOOFER

FREQUENCY RESPONSE	38 Hz - 120 Hz +/- 3dB
MAXIMUM ACOUSTIC OUTPUT	108dB
AMPLIFIER	All-digital
AMPLIFIER POWER	50W / 150W
DRIVE COMPONENTS	8" (20.3cm) high excursion, IMG, down-firing woofer
ENCLOSURE MATERIAL	MDF
ENCLOSURE TYPE	Bass Reflex via down-firing tube port
INPUTS	Line level/LFE RCA jacks
HEIGHT	13.25" (33.66 cm)
WIDTH	11.75" (29.85cm)
DEPTH	11.75" (29.85cm)
WEIGHT	15.0 lbs (6.8kg)
FINISH	Brushed Black Polymer Veneer
FEATURES	Volume, Lowpass, Phase, Auto Power
PHASE	Switchable 0-180 degrees

SHIPPING QUANTITY: Single

SHIPPING WEIGHT: 12.4 kg
27.3 lbs

PART NUMBER

1063511 (120V)(NA)
1063512 (230V)(CE)

NOTES:

REFERENCE PREMIERE DESIGNER ON-WALL

Klipsch Reference Premiere Designer On-Wall is a first class low-profile home audio solution, offering minimalist home theater system speakers that add beauty to any room. With its modern-day aesthetic and legendary sonic signature – great sound has never looked so good.



- 3-Channel passive LCR sound bar
- Wall-mountable or table-mountable with included glass base
- True Reference Premiere acoustics in a slim on-wall solution

RP-440D SB SLIM ON-WALL 3-CHANNEL PASSIVE LCR SOUND BAR

FREQUENCY RESPONSE	65Hz - 24Hz +/-3dB
SENSITIVITY	92 dB @ 2.83V/1 meter
POWER HANDLING (CONT/PEAK)	50W/200W
NOMINAL IMPEDANCE	8 ohms compatible
CROSSOVER FREQUENCY	2200Hz
HIGH FREQUENCY DRIVER	Three 1" (2.54cm) Titanium diaphragm compression drivers mated to a 90° x 90° square Tractrix® Horn
LOW FREQUENCY DRIVER	Four 3.5" (8.89 cm) active long-throw Cerametallic woofers (One each for left and right channels, two for center channel)
ENCLOSURE MATERIAL	Injection molded polymer
ENCLOSURE TYPE	Bass-reflex
INPUTS	Single wire 5-way binding posts (3 sets)
HEIGHT	6" (15.24cm)
WIDTH	42" (106.68cm)
DEPTH	2.4" (6.10cm)
WEIGHT	12 lbs (5.44 kg)
FINISH	Matte black paint or Matte white paint

SHIPPING QUANTITY: Single

SHIPPING WEIGHT: 6 kg
13.22 lbs

PART NUMBER

1064178 (Black)

1064630 (White)

NOTES:



- Slim on-wall LCRS speaker
- Wall-mountable or table-mountable with included glass base
- True Reference Premiere acoustics in a slim on-wall solution

RP-640D SLIM ON-WALL LCRS SPEAKER

FREQUENCY RESPONSE	55Hz - 24kHz +/-3dB
SENSITIVITY	94dB @ 2.83V/1 meter
POWER HANDLING (CONT/PEAK)	75W/300W
NOMINAL IMPEDANCE	8 ohms compatible
CROSSOVER FREQUENCY	2200Hz
HIGH FREQUENCY DRIVER	1" (2.54cm) Titanium diaphragm compression driver mated to a 90° x 90° square Tractrix® Horn
LOW FREQUENCY DRIVER	Two 3.5" (8.89 cm) active long-throw Cerametallic woofers Four 3.5" (8.89 cm) passive Cerametallic radiators
ENCLOSURE MATERIAL	Injection molded polymer
ENCLOSURE TYPE	Bass-reflex via passive radiators
INPUTS	Single wire 5-way binding posts
HEIGHT	28.5" (72.39cm)
WIDTH	6" (15.24cm)
DEPTH	2.4" (6.1cm)
WEIGHT	8 lbs (3.63 kg)
FINISH	Matte black paint or Matte white paint

SHIPPING QUANTITY: Single

SHIPPING WEIGHT: 4.1 kg
9 lbs

PART NUMBER

1064179 (Black)

1064631 (White)

NOTES:



- Slim on-wall LCRS speaker
- Wall-mountable or table-mountable with included glass base
- True Reference Premiere acoustics in a slim on-wall solution

RP-240D SLIM ON-WALL LCRS SPEAKER

FREQUENCY RESPONSE	67Hz - 24kHz +/-3dB
SENSITIVITY	94dB @ 2.83V/1 meter
POWER HANDLING (CONT/PEAK)	75W/300W
NOMINAL IMPEDANCE	8 ohms compatible
CROSSOVER FREQUENCY	2200Hz
HIGH FREQUENCY DRIVER	1" (2.54cm) Titanium diaphragm compression driver mated to a 90° x 90° square Tractrix® Horn
LOW FREQUENCY DRIVER	Two 3.5" (8.89 cm) long-throw Cerametallic woofers
ENCLOSURE MATERIAL	Injection molded polymer
ENCLOSURE TYPE	Bass-reflex
INPUTS	Single wire 5-way binding posts
HEIGHT	16" (40.64cm)
WIDTH	6" (15.24cm)
DEPTH	2.4" (6.1cm)
WEIGHT	5.25lbs (2.38 kg)
FINISH	Matte black paint or Matte white paint

SHIPPING QUANTITY: Single

SHIPPING WEIGHT: 2.9 kg
6.4 lbs

PART NUMBER

1064180 (Black)

1064632 (White)

NOTES:



- Slim on-wall LCRS speaker
- Wall-mountable or table-mountable with included glass base
- True Reference Premiere acoustics in a slim on-wall solution

RP-140D SLIM ON-WALL LCRS SPEAKER

FREQUENCY RESPONSE	69Hz - 24kHz +/-3dB
SENSITIVITY	91dB @ 2.83V/1 meter
POWER HANDLING (CONT/PEAK)	50W/200W
NOMINAL IMPEDANCE	8 ohms compatible
CROSSOVER FREQUENCY	2200Hz
HIGH FREQUENCY DRIVER	1" (2.54cm) Titanium diaphragm compression driver mated to a 90° x 90° square Tractrix® Horn
LOW FREQUENCY DRIVER	3.5" (8.89 cm) long-throw Cerametallic woofer
ENCLOSURE MATERIAL	Injection molded polymer
ENCLOSURE TYPE	Bass-reflex
INPUTS	Single wire 5-way binding posts
HEIGHT	12" (30.48cm)
WIDTH	6" (15.24cm)
DEPTH	2.4" (6.1cm)
WEIGHT	3.75 lbs (1.7 kg)
FINISH	Matte black paint or Matte white paint

SHIPPING QUANTITY: Single

SHIPPING WEIGHT: 2.2 kg
4.85 lbs

PART NUMBER

1064181 (Black)

1064633 (White)

NOTES:

REFERENCE THEATER PACK

We've taken the premium materials and acoustic technology of our revered Reference series and designed a beautiful 5.1 surround sound system to pair with your favorite AV receiver. Complete with a wireless subwoofer, the Reference Theater Pack brings the Klipsch cinematic sound into your home with an incredibly minimal footprint.



- Wireless High-Fidelity Subwoofer
- Spun Copper IMG Woofers
- Linear Travel Suspension Horn-Loaded Tweeters

REFERENCE THEATER PACK HOME THEATER SYSTEM

SATELLITE and CENTER CHANNEL

FREQUENCY RESPONSE	110Hz - 23kHz +/- 3dB
SENSITIVITY	Satellite: 91dB @ 2.83 volts / 1 meter Center: 94dB @ 2.83 volts / 1 meter
POWER HANDLING	Satellite: 50 watts (200 watts peak) Center: 75 watts (300 watts peak)
NOMINAL IMPEDANCE	8 ohms compatible
HIGH FREQUENCY DRIVER	Satellite and Center: 3/4" (1.9 cm) aluminum diaphragm compression driver mated to 90° x 90° Tractrix® horn
LOW FREQUENCY DRIVER	Satellite: 3.5" (8.9 cm) copper IMG woofer Center: Dual 3.5" (8.9 cm) copper IMG woofer
DIMENSIONS	Satellite: 7.75" H (19.7cm) x 4.38" W (11.1cm) x 5.37" D (13.7cm) Center: 4.38" H (11.1cm) x 10.75" W (27.3cm) x 5.37" D (13.7cm)
WEIGHT	Satellite: 3 lbs (1.4kg) Center: 5 lbs (2.3kg)
MOUNTING	Satellite: Keyhole and 1/4" x 20 threaded insert Center: Dual Keyhole with dual 1/4" x 20 threaded insert
SPEAKER WIRE	14-18 gauge compatible

SUBWOOFER

FREQUENCY RESPONSE	38Hz - 120Hz +/- 3dB
AMPLIFIER POWER	50 watts / 150 watts peak
MAXIMUM ACOUSTIC OUTPUT	108 dB
INPUTS	2.4 GHz CD-quality wireless and Line level / LFE RCA jacks
ENCLOSURE MATERIAL	MDF
ENCLOSURE TYPE	Bass Reflex via down-firing 8" woofer and port
DIMENSIONS	13.25" H (33.7cm) x 11.75" W (29.9cm) x 11.75" D (29.9cm)
WEIGHT	15.0 lbs (6.8kg)
FINISH	Brushed Black Polymer Veneer

SHIPPING QUANTITY: System

SHIPPING WEIGHT: 18.2 kg
40 lbs

PART NUMBER

1064177 (NA)
1064733 (CE)

NOTES:

REFERENCE WIRELESS

The dynamic, award-winning, legendary Klipsch sound lives on with the Reference Wireless series. A groundbreaking acoustic experience delivered without a single wire. Klipsch's latest iteration of WiSA technology is designed for people who want the simplicity of a sound bar with the explosive sound quality of an expansive home theater system. This system provides better performance than any TV/sound bar, with the convenience of groundbreaking wireless technology. Use Reference Wireless directly with the Axiim WiSA certified transmitter for a convenient, simple set-up.



- 120W peak power
- Dedicated amp channel per driver
- Advanced DSP

RW-51M WIRELESS BOOKSHELF SPEAKER

FREQUENCY RESPONSE	62 Hz - 21 kHz
AMPLIFIER POWER (CONT/PEAK)	60W/120W
CROSSOVER FREQUENCY	1,660 Hz
HIGH FREQUENCY DRIVER	1" Aluminum LTS tweeter mated to a 90 x 90 square Tractrix® Horn
LOW FREQUENCY DRIVER	Single 5.25" spun-copper IMG woofer
WIRELESS TECHNOLOGY	WiSA Wireless Technology - Up to 24 bit / 48 kHz"
LATENCY	< 5 ms
ENCLOSURE	MDF
ENCLOSURE TYPE	Bass Reflex via rear-firing port
HEIGHT	13.3" (338 mm)
WIDTH	7" (178 mm)
DEPTH	8.5" (215 mm)
WEIGHT	10.1 lbs (4.58 kg)
FINISH	Black Textured Wood Grain Vinyl

SHIPPING QUANTITY: Pair

SHIPPING WEIGHT: 10.4 kg
23 lbs

PART NUMBER

1067509 (NA)
1067510 (EUA)
1067511 (CCC)

NOTES:



- 160W peak power
- Dedicated amp channel per driver
- Advanced DSP

RW-34C WIRELESS CENTER CHANNEL SPEAKER

FREQUENCY RESPONSE	82 Hz - 21 kHz
AMPLIFIER POWER (CONT/PEAK)	80W/160W
CROSSOVER FREQUENCY	1,600 Hz
HIGH FREQUENCY DRIVER	1" Aluminum LTS tweeter mated to a 90 x 90 square Tractrix® Horn
LOW FREQUENCY DRIVER	Quad 3.5" spun-copper IMG woofers
WIRELESS TECHNOLOGY	WiSA Wireless Technology - Up to 24 bit / 48 kHz"
LATENCY	< 5 ms
ENCLOSURE	MDF
ENCLOSURE TYPE	Bass Reflex via forward-firing Tractrix® ports
HEIGHT	5.2" (133 mm)
WIDTH	26" (660 mm)
DEPTH	6.2" (157 mm)
WEIGHT	14.3 lbs (6.48 kg)
FINISH	Black Textured Wood Grain Vinyl

SHIPPING QUANTITY: Each

SHIPPING WEIGHT: 7.26 kg
16 lbs

PART NUMBER

1067506 (NA)
1067507 (EUA)
1067508 (CCC)

NOTES:



- 450W peak power
- 10" driver

RW-100SW WIRELESS SUBWOOFER

FREQUENCY RESPONSE	27 Hz - 125 Hz
AMPLIFIER POWER (CONT/PEAK)	225W/450W
LOW FREQUENCY DRIVER	10" high excursion spun-copper IMG woofer
WIRELESS TECHNOLOGY	WiSA Wireless Technology - Up to 24 bit / 48 kHz
LATENCY	< 5 ms
ENCLOSURE	MDF
ENCLOSURE TYPE	Bass Reflex via rear-firing port
HEIGHT	14.5" (368 mm)
WIDTH	12.5" (318 mm)
DEPTH	16.4" (417 mm)
WEIGHT	39 lbs (17.69 kg)
FINISH	Black Textured Wood Grain Vinyl

SHIPPING QUANTITY: Each

SHIPPING WEIGHT: 20.4 kg
45 lbs

PART NUMBER

1067512 (NA)

1067513 (EUA)

1067514 (CCC)

NOTES:



- Works with Klipsch Reference Wireless home theater systems
- Up to 7.1 multi-channel wireless audio surround sound

AXIIM LINK HD WIRELESS TRANSMITTER

WIRELESS AUDIO	Wisa compliant transmitter with 24bit/96Hz wireless audio connection
MOBILE CONNECTION	Bluetooth 4.2 Low Energy
NUMBER OF AUDIO CHANNELS	8 channels of audio
MAX NUMBER OF CONNECTED SPEAKERS	Supports up to 32 speakers
CONNECTION	USB 2.0 high speed with USB audio support
LATENCY	5.1 milliseconds
CHANNEL SYNCHRONIZATION	+/-1.0 microsecond
AUDIO PROCESSING	10-band system and per speaker EQ, volume adjust per speaker, bass management, audio mixing
WORKS WITH	Xbox One, Windows 10 PC, MAC, 2019 LG OLED and NanoCell TVs, USB audio sources
DIMENSIONS	108mm x 28mm (D x H)
IR RECEIVER	Infrared receiver allows for integration with third party universal remote controls

SHIPPING QUANTITY: Each



PART NUMBER

1068012

NOTES:



Klipsch | ARCHITECTURAL
SPEAKERS



REFERENCE SERIES

Creating a benchmark in architectural audio excellence, the installer-friendly Reference Series architectural products deliver a level of realism and subtlety that surpasses and even intimidates competing designs. Heard but not seen, our speakers will blend seamlessly into any environment without compromising the legendary Klipsch sound.

IN-WALL



- Treble and midbass attenuation switches
- Cerametallic woofer for superior low frequency response
- Low-profile Slimtrim™ magnetic grille

R-5800-W II 8" IN-WALL SPEAKER

FREQUENCY RESPONSE	40Hz-23kHz +/- 3dB
SENSITIVITY	94dB @ 2.83V/1 meter
IMPEDANCE	8 ohms compatible
CROSSOVER FREQUENCY	2600Hz
POWER HANDLING (CONT/PEAK)	50W /200W
HIGH FREQUENCY DRIVER	1" (2.54cm) Titanium dome compression driver mated to a 90° x 60° pivoting Tractrix Horn
LOW FREQUENCY DRIVER	8" (20.32cm) Cerametallic cone woofer
DIMENSIONS	16.1" (40.9cm) H x 10.6" (26.9cm) W
MOUNTING DEPTH	3.75" (9.5cm)
CUTOUT DIMENSIONS	14.75" (37.47cm) H x 9.25" (23.50cm) W
WEIGHT	7.9 lbs (3.6kg)
INSTALLATION KIT	IK-800-W (sold separately)

SHIPPING QUANTITY: Single

SHIPPING WEIGHT: 4.1 kg
9 lbs

PART NUMBER

1014135

5000 SERIES

NOTES:



- Treble and midbass attenuation switches
- Cerametallic woofer for superior low frequency response
- Low-profile Slimtrim™ magnetic grille

R-5502-W II DUAL 5.25" IN-WALL SPEAKER

FREQUENCY RESPONSE	46Hz-20kHz +/- 3dB
SENSITIVITY	92dB @ 2.83V/1 meter
IMPEDANCE	8 ohms compatible
CROSSOVER FREQUENCY	2200Hz and 1300Hz
POWER HANDLING (CONT/PEAK)	75W /300W
HIGH FREQUENCY DRIVER	1" (2.54cm) Titanium dome compression driver mated to a 90° x 90° pivoting Tractrix Horn
LOW FREQUENCY DRIVER	Dual 5.25" (16.51cm) Cerametallic cone woofers
DIMENSIONS	17.75" (45.09cm) H x 8" (20.32cm) W
CUTOUT DIMENSIONS	16.5" (41.91cm) H x 6.5" (16.51cm) W
MOUNTING DEPTH	3.5" (8.89cm)
WEIGHT	6.5 lbs (2.95kg)
INSTALLATION KIT	IK-502-W (sold separately)

SHIPPING QUANTITY: Single

SHIPPING WEIGHT: 4.5 kg
10 lbs

PART NUMBER

1014132

5000 SERIES

NOTES:



- Cerametallic woofer for superior low frequency response
- Low-profile Slimtrim™ magnetic grille

R-5650-S II 6.5" IN-WALL SURROUND SPEAKER

FREQUENCY RESPONSE	60Hz-23KHz +/- 3dB
SENSITIVITY	92dB @ 2.83V/1 meter
IMPEDANCE	8 ohms compatible
CROSSOVER FREQUENCY	3400Hz
POWER HANDLING (CONT/PEAK)	50W /200W
HIGH FREQUENCY DRIVER	Dual 1" (2.54cm) Titanium dome compression drivers mated to a dual Tractrix Horn array for surround sound
LOW FREQUENCY DRIVER	6.5" (16.51cm) Cerametallic™ cone woofer
DIMENSIONS	14.3" (36.32cm) H x 9.3" (23.62cm) W
CUTOUT DIMENSIONS	13" H (33.02cm) H x 8" (20.32cm) W
MOUNTING DEPTH	3.75" (9.5cm)
WEIGHT	7.2 lbs (3.25kg)
INSTALLATION KIT	IK-650-W (sold separately)
FIRE RATED ENCLOSURE	ME-650-W (sold separately)

SHIPPING QUANTITY: Single

SHIPPING WEIGHT: 3.6 kg
8 lbs

PART NUMBER

1014134

5000 SERIES

NOTES:



- Treble and midbass attenuation switches
- Cerametallic woofer for superior low frequency response
- Low-profile Slimtrim™ magnetic grille

R-5650-W II 6.5" IN-WALL SPEAKER

FREQUENCY RESPONSE	52Hz-23KHz +/- 3dB
SENSITIVITY	93dB @ 2.83V/1 meter
IMPEDANCE	8 ohms compatible
CROSSOVER FREQUENCY	2500Hz
POWER HANDLING (CONT/PEAK)	50W /200W
HIGH FREQUENCY DRIVER	1" (2.54cm) Titanium dome compression driver mated to a 90° x 60° pivoting Tractrix Horn
LOW FREQUENCY DRIVER	6.5" (16.51cm) Cerametallic cone woofer
DIMENSIONS	14.3" (36.32cm) H x 9.3" (23.62cm) W
MOUNTING DEPTH	3.75" (9.5cm)
CUTOUT DIMENSIONS	13" (33.02cm) H x 8" (20.32cm) W
WEIGHT	7.2 lbs (3.25kg)
INSTALLATION KIT	IK-650-W (sold separately)
FIRE RATED ENCLOSURE	ME-650-W (sold separately)

SHIPPING QUANTITY: Single

SHIPPING WEIGHT: 3.6 kg
8 lbs

PART NUMBER

1014133

5000 SERIES

NOTES:



- Treble attenuation switch
- IMG cone woofer for great low frequency response
- Low-profile Slimtrim™ magnetic grille

R-3800-W II 8" IN-WALL SPEAKER

FREQUENCY RESPONSE	46Hz-20kHz +/- 3dB
SENSITIVITY	93dB @ 2.83V/1 meter
IMPEDANCE	8 ohms compatible
CROSSOVER FREQUENCY	2200Hz
POWER HANDLING (CONT/PEAK)	50W /200W
HIGH FREQUENCY DRIVER	1" (2.5cm) titanium dome compression tweeter with a swiveling 90° x 60° Tractrix Horn
LOW FREQUENCY DRIVER	8" (20.32cm) IMG cone woofer
DIMENSIONS	16.1" (40.9cm) H x 10.6" (26.9cm) W
MOUNTING DEPTH	3.75" (9.5cm)
CUTOUT DIMENSIONS	14.8" (37.6cm) H x 9.3" (23.6cm) W
WEIGHT	7.9 lbs (3.58kg)
INSTALLATION KIT	IK-800-W (sold separately)

SHIPPING QUANTITY: Single

SHIPPING WEIGHT: 4.1 kg
9 lbs

PART NUMBER

1014131

3000 SERIES

NOTES:



- Treble attenuation switch
- IMG cone woofer for great low frequency response
- Low-profile Slimtrim™ magnetic grille

R-3650-W II 6.5" IN-WALL SPEAKER

FREQUENCY RESPONSE	60Hz-23KHz +/- 3dB
SENSITIVITY	92dB @ 2.83V/1 meter
IMPEDANCE	8 ohms compatible
CROSSOVER FREQUENCY	2200Hz
POWER HANDLING (CONT/PEAK)	50W /200W
HIGH FREQUENCY DRIVER	1" (2.5cm) titanium dome compression tweeter with a swiveling 90°x 60° Tractrix Horn
LOW FREQUENCY DRIVER	6.5" (16.51cm) IMG cone woofer
DIMENSIONS	14.3" (36.32cm) H x 9.3" (23.62cm) W
MOUNTING DEPTH	3.75" (9.5cm)
CUTOUT DIMENSIONS	13" (33.02cm) H x 8" (20.32cm) W
WEIGHT	7.2 lbs (3.25kg)
INSTALLATION KIT	IK-650-W (sold separately)
FIRE RATED ENCLOSURE	ME-650-W (sold separately)

SHIPPING QUANTITY: Single

SHIPPING WEIGHT: 3.6 kg
8 lbs

PART NUMBER

1014130

3000 SERIES

NOTES:



- Perfect for left, center or right channel use
- Polypropylene woofers for a more refined low frequency response
- Low-profile Slimtrim™ magnetic grille

R-2502-W II DUAL 5.25" IN-WALL SPEAKER

FREQUENCY RESPONSE	47Hz-20kHz +/- 3dB
SENSITIVITY	91dB @ 2.83V/1 meter
IMPEDANCE	8 ohms compatible
CROSSOVER FREQUENCY	2200Hz
POWER HANDLING (CONT/PEAK)	60W /240W
HIGH FREQUENCY DRIVER	1" (2.5cm) silk dome tweeter
LOW FREQUENCY DRIVER	Dual 5.25" (13.34cm) Polypropylene cone woofers
DIMENSIONS	17.75" (45.09cm) H x 8" (20.32cm) W
MOUNTING DEPTH	3.5" (8.89cm)
CUTOUT DIMENSIONS	16.5" (41.91cm) H x 6.5" (16.51cm) W
WEIGHT	6.25 lbs. (2.83kg)
INSTALLATION KIT	IK-502-W (sold separately)

SHIPPING QUANTITY: Single

SHIPPING WEIGHT: 4.1 kg
9 lbs

PART NUMBER

1014128

2000 SERIES

NOTES:



- Works well with 100 watt/channel receivers
- Silk dome tweeter for a more refined high frequency response
- Low-profile Slimtrim™ magnetic grille

R-2650-W II LOW-PROFILE 2-WAY

FREQUENCY RESPONSE	65Hz-20KHz +/- 3dB
SENSITIVITY	91dB @ 2.83V/1 meter
IMPEDANCE	8 ohms compatible
CROSSOVER FREQUENCY	1800Hz
POWER HANDLING (CONT/PEAK)	50W /200W
HIGH FREQUENCY DRIVER	1" (2.5cm) silk dome tweeter
LOW FREQUENCY DRIVER	6.5" (16.51cm) Polypropylene cone woofer
DIMENSIONS	14.3" (36.32cm) H x 9.3" (23.62cm) W
MOUNTING DEPTH	3.75" (9.5cm)
CUTOUT DIMENSIONS	13" (33.02cm) H x 8" (20.32cm) W
WEIGHT	7.2 lbs (3.25kg)
INSTALLATION KIT	IK-650-W (sold separately)
FIRE RATED ENCLOSURE	ME-650-W (sold separately)

SHIPPING QUANTITY: Single

SHIPPING WEIGHT: 3.6 kg
8 lbs

PART NUMBER

1014129

2000 SERIES

NOTES:



- Good performance on a budget
- Paintable

R-1650-W DYNAMIC 2-WAY SPEAKER

FREQUENCY RESPONSE	53Hz-20kHz +/- 3dB
SENSITIVITY	88dB @ 2.83V/1 meter
IMPEDANCE	8 ohms compatible
CROSSOVER FREQUENCY	1800Hz
POWER HANDLING (CONT/PEAK)	30W /120W
HIGH FREQUENCY DRIVER	1" (2.5cm) polymer dome tweeter
LOW FREQUENCY DRIVER	6.5" (16.5cm) aluminum cone woofer
DIMENSIONS	14.3" (36.3cm) H x 9.3" (23.6cm) W
MOUNTING DEPTH	3.75" (9.5cm)
CUTOUT DIMENSIONS	13" (33.02cm) H x 8" (20.32cm) W
WEIGHT	6.5 lbs (3 kg)
INSTALLATION KIT	IK-650-W (sold separately)

SHIPPING QUANTITY: Single

SHIPPING WEIGHT: 3.4 kg
7.5 lbs

PART NUMBER

1007212

1000 SERIES

NOTES:

SUBWOOFERS



- The right solution for bass augmentation in distributed audio configurations
- Cerametallic cone woofers for superior low frequency response
- Compatible with the KDA-500 amplifier or the RSA-500 amplifier
- Use in retrofit or new construction applications
- Paintable

RW-5802 II DUAL 8" IN-WALL SUBWOOFER

FREQUENCY RESPONSE	45-140Hz +/- 4dB
SENSITIVITY	90dB @ 1W/1 meter
IMPEDANCE	8 ohms compatible
AMPLIFIER	Use only with RSA-500
AMPLIFIER POWER	See RSA-500 specifications
LOW FREQUENCY DRIVER	Dual 8" (30.5cm) front-firing, Cerametallic cone, cast aluminum frame woofers
DIMENSIONS	20.8" (52.8cm) H x 11.8" (29.9cm) W
CUTOUT DIMENSIONS	19" (48.3cm) H x 10" (25.4cm) W
MOUNTING DEPTH	3.7" (9.4cm)
WEIGHT	7.2 lbs (3.25kg)
INSTALLATION KIT	IK-802-W (sold separately)

SHIPPING QUANTITY: Single

SHIPPING WEIGHT: 10.9 kg
24 lbs

PART NUMBER

1062386

5000 SERIES

NOTES:

AMPLIFIERS



- EQ preset for use with the R-5802 subwoofer
- Selectable signal-sensing or voltage triggered auto-on/off circuit

RSA-500 500W/4 OHM DIGITAL HYBRID SUBWOOFER AMPLIFIER

AMPLIFIER TYPE	Bash Digital Hybrid
AMPLIFIER POWER	FTC Rated Power: 500W continuous into 4 ohms compatible @ <2% THD Dynamic Power: 1000W
FRONT CONTROLS	Volume and Variable Crossover
REAR CONTROLS	Phase Switch (0/180), EQ Selector, Trigger Input, Power Mode Selector, Main Power Switch
INPUTS	L/R and LFE Line-level RCA jacks L/R High-level speaker binding posts
OUTPUTS	L/R and LFE Line-level RCA jacks (unfiltered) L/R speaker binding posts
DIMENSIONS	3.5" (8.9cm) H x 16.8" (42.7cm) W
DIMENSIONS WITH FEET	3.8" (9.6cm) H x 16.8" (42.7cm) W
WEIGHT	17.5 lbs (7.9kg)
VOLTAGE	110/120 VAC 60Hz
FINISH	Black Anodized Brushed Aluminum
ACCESSORIES	Rack Ears (included) *For use only with RW-5802

SHIPPING QUANTITY: Single

SHIPPING WEIGHT: 9.5 kg
21 lbs

PART NUMBER

1001188

AMPLIFIER

NOTES:

IN-CEILING



- Treble and midbass attenuation switches
- Cerametallic woofer for superior low frequency response
- Slimtrim™ grille

CDT-5800-C II 8" IN-CEILING PIVOTING SPEAKER

FREQUENCY RESPONSE	49Hz-23KHz +/- 3dB
SENSITIVITY	95dB @ 2.83V/1 meter
IMPEDANCE	8 ohms compatible
CROSSOVER FREQUENCY	2230Hz
POWER HANDLING (CONT/PEAK)	50W /200W
HIGH FREQUENCY DRIVER	1" (2.5cm) titanium dome compression tweeter with a swiveling 100° Tractrix Horn
LOW FREQUENCY DRIVER	8" (20.32cm) pivoting Cerametallic cone woofer
DIAMETER	11" (27.94cm)
CUTOUT DIAMETER	9.8" (24.89cm)
MOUNTING DEPTH	5.4" (13.72cm)
WEIGHT	7.4 lbs (3.36kg)
INSTALLATION KIT	IK-800-C (sold separately)
FIRE RATED ENCLOSURE	ME-800-C (sold separately)

SHIPPING QUANTITY: Single

SHIPPING WEIGHT: 3.85 kg
8.5 lbs

PART NUMBER

1014144

5000 SERIES

NOTES:



- Treble and midbass attenuation switches
- Cerametallic woofer for superior low frequency response
- Slimtrim™ grille

CDT-5650-C II 6.5" IN-CEILING PIVOTING SPEAKER

FREQUENCY RESPONSE	60Hz-23KHz +/- 3dB
SENSITIVITY	94dB @ 2.83V/1 meter
IMPEDANCE	8 ohms compatible
CROSSOVER FREQUENCY	2440Hz
POWER HANDLING (CONT/PEAK)	50W /200W
HIGH FREQUENCY DRIVER	1" (2.5cm) titanium dome compression tweeter with a swiveling 100° Tractrix Horn
LOW FREQUENCY DRIVER	6.5" (16.51cm) pivoting Cerametallic cone woofer
DIAMETER	9.5" (24.13cm)
CUTOUT DIAMETER	8.3" (21.08cm)
MOUNTING DEPTH	4.5" (11.72cm)
WEIGHT	7 lbs (3.18kg)
INSTALLATION KIT	IK-650-C (sold separately)
FIRE RATED ENCLOSURE	ME-650-C (sold separately)

SHIPPING QUANTITY: Single

SHIPPING WEIGHT: 3.6 kg
8 lbs

PART NUMBER

1014143

5000 SERIES

NOTES:



- Big sound, slim package
- Fire rated back box
- Cerametallic woofer for superior low frequency response
- Slimtrim™ grille

SLM-5400-C 4" SHALLOW DEPTH IN-CEILING SPEAKER

FREQUENCY RESPONSE	90Hz-20KHz +/- 3dB
SENSITIVITY	91dB
IMPEDANCE	8 ohms compatible
RECOMMENDED AMP POWER	50W
POWER HANDLING	120W Peak
HIGH FREQUENCY DRIVER	1" (2.5cm) titanium dome tweeter with a round Tractrix Horn
LOW FREQUENCY DRIVER	4" (10.2cm) Cerametallic™ woofer
DIAMETER	9.5" (24.13cm)
CUTOUT DIAMETER	8.3" (21cm)
MOUNTING DEPTH	1.47" (3.73cm)
WEIGHT	7.4 lbs. (3.35kg)
INSTALLATION KIT	IK-650-C (sold separately)

MSRP: \$349.00/EA

SHIPPING QUANTITY: Single

SHIPPING WEIGHT: 3.6 kg
8 lbs

PART NUMBER

1063201

5000 SERIES

NOTES:



- Treble attenuation switch
- IMG cone woofer for great low frequency response
- Slimtrim™ grille

CDT-3800-C II 8" IN-CEILING PIVOTING SPEAKER

FREQUENCY RESPONSE	56Hz-23KHz +/- 3dB
SENSITIVITY	92dB @ 2.83V/1 meter
IMPEDANCE	8 ohms compatible
CROSSOVER FREQUENCY	3455Hz
POWER HANDLING (CONT/PEAK)	50W /200W
HIGH FREQUENCY DRIVER	1" (2.5cm) aluminum dome compression tweeter with a swiveling Tractrix Horn
LOW FREQUENCY DRIVER	8" (20.32cm) pivoting IMG cone woofer
DIAMETER	11" (27.94cm)
CUTOUT DIAMETER	9.8" (24.89cm)
MOUNTING DEPTH	5.4" (13.72cm)
WEIGHT	7.3 lbs. (3.31kg)
INSTALLATION KIT	IK-800-C (sold separately)
FIRE RATED ENCLOSURE	ME-800-C (sold separately)

SHIPPING QUANTITY: Single

SHIPPING WEIGHT: 3.6 kg
8.4 lbs

PART NUMBER

1014142

3000 SERIES

NOTES:



- Treble attenuation switch
- IMG cone woofer for great low frequency response
- Slimtrim™ grille

CDT-3650-C II 6.5" IN-CEILING PIVOTING SPEAKER

FREQUENCY RESPONSE	63Hz-23KHz +/- 3dB
SENSITIVITY	93dB @ 2.83V/1 meter
IMPEDANCE	8 ohms compatible
CROSSOVER FREQUENCY	2800Hz
POWER HANDLING (CONT/PEAK)	50W /200W
HIGH FREQUENCY DRIVER	1" (2.5cm) aluminum dome compression tweeter with a swiveling Tractrix Horn
LOW FREQUENCY DRIVER	6.5" (16.51cm) pivoting IMG cone woofer
DIAMETER	9.5" (24.13cm)
CUTOUT DIAMETER	8.3" (21.08cm)
MOUNTING DEPTH	4.5" (11.72cm)
WEIGHT	6.8 lbs (3.08kg)
INSTALLATION KIT	IK-650-C (sold separately)
FIRE RATED ENCLOSURE	ME-650-C (sold separately)

SHIPPING QUANTITY: Single

SHIPPING WEIGHT: 3.6 kg
8 lbs

PART NUMBER

1014141

3000 SERIES

NOTES:



- Big sound, slim package
- Fire rated back box
- IMG cone woofer for great low frequency response
- Slimtrim™ grille

SLM-3400-C 4" SHALLOW DEPTH IN-CEILING SPEAKER

FREQUENCY RESPONSE	92Hz-20KHz +/- 3dB
SENSITIVITY	90dB
IMPEDANCE	8 ohms compatible
RECOMMENDED AMP POWER	50W
POWER HANDLING	120W Peak
HIGH FREQUENCY DRIVER	1" (2.5cm) aluminum dome tweeter with a round Tractrix Horn
LOW FREQUENCY DRIVER	4" (10.2cm) IMG woofer
DIAMETER	9.5" (24.13cm)
CUTOUT DIAMETER	8.3" (21cm)
MOUNTING DEPTH	1.47" (3.73cm)
WEIGHT	7.4 lbs. (3.35kg)
INSTALLATION KIT	IK-650-C (sold separately)

SHIPPING QUANTITY: Single

SHIPPING WEIGHT: 3.6 kg
8 lbs

PART NUMBER

1063200

3000 SERIES

NOTES:



- Slimtrim™ grille
- Silk dome tweeters for a more refined high frequency response
- Sure-grip mounting dogs

R-2800-CSM II LOW-PROFILE 2-WAY

FREQUENCY RESPONSE	52Hz-20KHz +/- 3dB
SENSITIVITY	94dB @ 2.83V/1 meter
IMPEDANCE	8 ohms compatible
CROSSOVER FREQUENCY	3400Hz
POWER HANDLING (CONT/PEAK)	50W /200W
HIGH FREQUENCY DRIVER	Dual .75" (1.9cm) silk dome tweeters
LOW FREQUENCY DRIVER	8" (20.32cm) Polypropylene cone dual voicecoil woofer
DIAMETER	11" (27.9cm)
CUTOUT DIAMETER	9.75" (24.77cm)
MOUNTING DEPTH	4.5" (11.43cm)
WEIGHT	7.9 lbs. (3.58kg)
INSTALLATION KIT	IK-800-C (sold separately)
FIRE RATED ENCLOSURE	ME-800-C (sold separately)

SHIPPING QUANTITY: Single

SHIPPING WEIGHT: 3.85 kg
8.5 lbs

PART NUMBER

1014138

2000 SERIES

NOTES:



- Slimtrim™ grille
- Silk dome tweeter for a more refined high frequency response
- Sure-grip mounting dogs

CDT-2800-C II 8" IN-CEILING PIVOTING SPEAKER

FREQUENCY RESPONSE	65Hz-20KHz +/- 3dB
SENSITIVITY	93dB @ 2.83V/1 meter
IMPEDANCE	8 ohms compatible
CROSSOVER FREQUENCY	2177Hz
POWER HANDLING (CONT/PEAK)	50W /200W
HIGH FREQUENCY DRIVER	1" (2.5cm) silk dome tweeter with a swiveling 100° Tractrix Horn
LOW FREQUENCY DRIVER	8" (20.3cm) pivoting poly woofer
DIAMETER	11" (27.9cm)
CUTOUT DIAMETER	9.8" (24.9cm)
MOUNTING DEPTH	5.4" (13.7cm)
WEIGHT	7.1 lbs. (3.2 kg)
INSTALLATION KIT	IK-800-C (sold separately)
FIRE RATED ENCLOSURE	ME-800-C (sold separately)

SHIPPING QUANTITY: Single

SHIPPING WEIGHT: 3.7 kg
8.2 lbs

PART NUMBER

1014140

2000 SERIES

NOTES:



- New, low-profile design
- Aluminum dome tweeter for a more refined high frequency response
- Slimtrim™ grille

CDT-2650-C II 6.5" IN-CEILING PIVOTING SPEAKER

FREQUENCY RESPONSE	77Hz-20KHz +/- 3dB
SENSITIVITY	91dB @ 2.83V/1 meter
IMPEDANCE	8 ohms compatible
CROSSOVER FREQUENCY	3070Hz
POWER HANDLING (CONT/PEAK)	50W /200W
HIGH FREQUENCY DRIVER	1" (2.5cm) aluminum dome compression tweeter with a swiveling Tractrix Horn
LOW FREQUENCY DRIVER	6.5" (16.51cm) pivoting Polypropylene cone woofer
DIAMETER	9.5" (24.13cm)
CUTOUT DIAMETER	8.3" (21.08cm)
MOUNTING DEPTH	4.5" (11.72cm)
WEIGHT	6.6 lbs. (2.99kg)
INSTALLATION KIT	IK-650-C (sold separately)
FIRE RATED ENCLOSURE	ME-650-C (sold separately)

SHIPPING QUANTITY: Single

SHIPPING WEIGHT: 3.5 kg
7.8 lbs

PART NUMBER

1014139

2000 SERIES

NOTES:



- New, low-profile design
- Polypropylene woofers for a more refined low frequency response
- Slimtrim™ grille

R-2650-C II LOW-PROFILE 2-WAY

FREQUENCY RESPONSE	77Hz-20KHz +/- 3dB
SENSITIVITY	91dB @ 2.83V/1 meter
IMPEDANCE	8 ohms compatible
CROSSOVER FREQUENCY	2700Hz
POWER HANDLING (CONT/PEAK)	50W /200W
HIGH FREQUENCY DRIVER	1" (2.5cm) silk dome tweeter
LOW FREQUENCY DRIVER	6.5" (16.51cm) pivoting Polypropylene cone woofer
DIAMETER	9.5" (24.13cm)
CUTOUT DIAMETER	8.3" (21.08cm)
MOUNTING DEPTH	4.5" (13.72cm)
WEIGHT	7.2 lbs (3.25 kg)
INSTALLATION KIT	IK-650-C (sold separately)
FIRE RATED ENCLOSURE	ME-650-C (sold separately)

SHIPPING QUANTITY: Single

SHIPPING WEIGHT: 3.6 kg
8 lbs

PART NUMBER

1014136

2000 SERIES

NOTES:



- Perfect sound solution for smaller areas
- Silk dome tweeters for a more refined high frequency response
- Slimtrim™ grille

R-2650-CSM II LOW-PROFILE SPECIAL APPLICATION SPEAKER

FREQUENCY RESPONSE	75Hz-20KHz +/- 3dB
SENSITIVITY	94dB @ 2.83V/1 meter
IMPEDANCE	8 ohms compatible
CROSSOVER FREQUENCY	3000Hz
POWER HANDLING (CONT/PEAK)	50W /200W
HIGH FREQUENCY DRIVER	Dual .75" (1.9cm) silk dome tweeters
LOW FREQUENCY DRIVER	6.5" (16.51cm) Polypropylene cone dual voicecoil woofer
DIAMETER	9.5" (24.13cm)
CUTOUT DIAMETER	8.25" (20.96cm)
MOUNTING DEPTH	4.2" (10.67cm)
WEIGHT	7.2 lbs (3.25 kg)
INSTALLATION KIT	IK-650-C (sold separately)
FIRE RATED ENCLOSURE	ME-650-C (sold separately)

SHIPPING QUANTITY: Single

SHIPPING WEIGHT: 4.5 kg
10 lbs

PART NUMBER

1014137

2000 SERIES

NOTES:



- Good performance on a budget
- Paintable

R-1800-C 8" IN-CEILING SPEAKER

FREQUENCY RESPONSE	56Hz-20KHz +/- 3dB
SENSITIVITY	89dB @ 2.83V/1 meter
IMPEDANCE	8 ohms compatible
POWER HANDLING (CONT/PEAK)	40W /160W
HIGH FREQUENCY DRIVER	1" (2.5cm) polymer dome tweeter
LOW FREQUENCY DRIVER	8" (20.3cm) poly woofer
DIAMETER	11" (27.9cm)
CUTOUT DIAMETER	9.8" (24.9cm)
MOUNTING DEPTH	4.5" (11.43cm)
WEIGHT	5.8 lbs (2.6 kg)
INSTALLATION KIT	IK-800-C (sold separately)
FIRE RATED ENCLOSURE	ME-800-C (sold separately)

SHIPPING QUANTITY: Single

SHIPPING WEIGHT: 2.9 kg
6.4 lbs

PART NUMBER

1007211

1000 SERIES

NOTES:



- Good performance on a budget
- Paintable

R-1650-C 6.5" IN-CEILING SPEAKER

FREQUENCY RESPONSE	57Hz-20KHz +/- 3dB
SENSITIVITY	91dB @ 2.83V/1 meter
IMPEDANCE	8 ohms compatible
POWER HANDLING (CONT/PEAK)	35W /140W
HIGH FREQUENCY DRIVER	1" (2.5cm) polymer dome tweeter
LOW FREQUENCY DRIVER	6.5" (16.5cm) poly woofer
DIAMETER	9.5" (24.1cm)
CUTOUT DIAMETER	8.3" (21cm)
MOUNTING DEPTH	4.2" (10.6cm)
WEIGHT	5.1 lbs (2.3 kg)
INSTALLATION KIT	IK-650-C (sold separately)
FIRE RATED ENCLOSURE	ME-650-C (sold separately)

SHIPPING QUANTITY: Single

SHIPPING WEIGHT: 2.6 kg
5.7 lbs

PART NUMBER

1007209

1000 SERIES

NOTES:



- 400W RMS/ 800W Peak Power
- Front-firing slot port
- Low-pass crossover and phase control
- WA-2 Wireless Subwoofer Kit capable

R-1650-CSM 6.5" IN-CEILING SPEAKER

FREQUENCY RESPONSE	50Hz-20KHz +/- 3dB
POWER HANDLING	35 watts (140 watts peak) 87dB @ 2.83V/1 meter
SENSITIVITY	8 ohms compatible
NOMINAL IMPEDANCE	Two-way system using dual 1" (2.5cm) polymer dome, tweeter and one 6.5" (16.5cm) poly woofer
DRIVE COMPONENTS	9.5" (24.1cm)
DIMENSIONS	8.3" (21cm)
CUTOUT DIMENSIONS	IK-650-C (sold separately) 5.3 lbs (2.4 kg)
INSTALLATION KIT	ME-650-C fire-rated enclosure (sold separately)
WEIGHT	8.25" (20.96cm)
ACCESSORIES	ME-650-C (sold separately)

SHIPPING QUANTITY: Single

SHIPPING WEIGHT: 40.82 kg
90 lbs

PART NUMBER

1067308 (NA)

1067309 (EUA)

1067310 (CCC)

NOTES:

ACCESSORIES

At Klipsch, we make products to suit any need, but we also realize that not everyone will use our products in the same way. That's why we offer stylish and useful accessories to protect your investment, customize your speaker installations and maximize your listening experience.



INSTALLATION KITS

IK-650-C II

PART NUMBER: 1065321

SHIPPING QUANTITY: 10pcs

SHIPPING WEIGHT: 2.1 kg / 4.6 lbs

Installation Bracket For 6.5" In-Ceiling Speaker

IK-800-C II

PART NUMBER: 1065322

SHIPPING QUANTITY: 10pcs

SHIPPING WEIGHT: 2.2 kg / 4.9 lbs

Installation Bracket For 6.5" In-Ceiling Speaker

IK-650-W II

PART NUMBER: 1065321

SHIPPING QUANTITY: 10pcs

SHIPPING WEIGHT: 2.1 kg / 4.6 lbs

Installation Bracket For 6.5" In-Wall Speaker

IK-800-W II**PART NUMBER:** 1065324**SHIPPING QUANTITY:** 10pcs**SHIPPING WEIGHT:** 2.67 kg / 5.9 lbs

Installation Bracket For 8" In-Wall Speaker

IK-502-W II**PART NUMBER:** 1065325**SHIPPING QUANTITY:** 2pcs**SHIPPING WEIGHT:** 0.7 kg / 1.5 lbs

Installation Bracket For Dual 5.25" In-Wall Lcr Speaker

IK-810C-C**PART NUMBER:** 1065321**SHIPPING QUANTITY:** 10pcs**SHIPPING WEIGHT:** 2.1 kg / 4.6 lbs

Installation Bracket For 8" In-Ceiling Speaker

IK-402-W**PART NUMBER:** 1065324**SHIPPING QUANTITY:** 10pcs**SHIPPING WEIGHT:** 2.67 kg / 5.9 lbs

Installation Bracket For Dual 4" In-Wall Lcr Speaker

IK-400-C**PART NUMBER:** 1065327**SHIPPING QUANTITY:** 2pcs**SHIPPING WEIGHT:** 0.45 kg / 1 lb

Installation Bracket For 3.5" In-Ceiling Speaker

IK-400-W**PART NUMBER:** 1065329**SHIPPING QUANTITY:** 2pcs**SHIPPING WEIGHT:** .55 kg / 1.2 lbs

Installation Bracket For 4" In-Wall Speaker

GRILLE BRACKETS**IK-800-C****PART NUMBER:** 1065331**SHIPPING QUANTITY:** 10pcs**SHIPPING WEIGHT:** 4.5 kg / 10 lbs

Grille Attachment Kit For 8" In-Ceiling Installation Kits

IK-650-C**PART NUMBER:** 1065330**SHIPPING QUANTITY:** 10pcs**SHIPPING WEIGHT:** 4.5 kg / 10 lbs

Grille Attachment Kit For 6.5" In-Ceiling Installation Kits

FIRE RATED ENCLOSURES**ME-800-C****PART NUMBER:** 1001184**SHIPPING QUANTITY:** Single**SHIPPING WEIGHT:** 7.25 kg / 16 lbs

Fits all 8" round in-ceiling models.

Designed to meet UL2043 requirements for installation in plenum spaces

Tested to comply with: UL 263 • ASTM E119-98 • NFPA 251 • UBC 7-1 • ULC CAN/ULC-S101-M89

**ME-650-C****PART NUMBER:** 1001183**SHIPPING QUANTITY:** Single**SHIPPING WEIGHT:** 4.1 kg / 9.2 lbs

Fits all 6.5" round in-ceiling models.

Designed to meet UL2043 requirements for installation in plenum spaces

Tested to comply with: UL 263 • ASTM E119-98 • NFPA 251 • UBC 7-1 • ULC CAN/ULC-S101-M89





Klipsch | OUTDOOR
SPEAKERS

ALL-WEATHER SERIES

When you want to listen to your favorite music by the pool or want to provide background music while you entertain guests on your patio, our line of outdoor speakers has you covered. The Klipsch All-Weather loudspeaker line delivers clear, dynamic performances while providing more sound per watt than comparably sized speakers, allowing for better sound coverage in a smaller package.



ROCK SPEAKERS



- True two-way design
- Durable UV-resistant enclosure

AWR-650-SM OUTDOOR 2-WAY ROCK SPEAKER

FREQUENCY RESPONSE	66Hz-20KHz +/- 3dB
SENSITIVITY	94dB @ 2.83V / 1 meter
IMPEDANCE	8 ohms compatible
CROSSOVER FREQUENCY	2500Hz
POWER HANDLING (CONT/PEAK)	50W /200W
HIGH FREQUENCY DRIVER	Two .75" (1.9cm) polymer dome tweeters
LOW FREQUENCY DRIVER	6.5" (16.5cm) polymer cone dual voice coil woofer
DIMENSIONS	17" (43.2cm) H x 15" (38.1cm) W x 11" (27.9cm) D
WEIGHT	13 lbs (5.9kg)
FINISH	Granite or Sandstone

SHIPPING QUANTITY: Single

SHIPPING WEIGHT: 7.25 kg
16 lbs

PART NUMBER

1007160 (Granite)

1007161 (Sandstone)

NOTES:

FULL-RANGE



- Paintable, UV-resistant ABS enclosure with rustproof aluminum grille
- Supplied with C-style mounting bracket and stainless steel hardware

AW-650 6.5" ALL-WEATHER SPEAKER

FREQUENCY RESPONSE	70Hz-20KHz +/- 3dB
SENSITIVITY	95dB @ 1 watt/1 meter
IMPEDANCE	8 ohms compatible
CROSSOVER FREQUENCY	3400Hz
POWER HANDLING (CONT/PEAK)	75W /300W
HIGH FREQUENCY DRIVER	1" (2.5 cm) titanium dome tweeter with a 90° x 90° Tractrix Horn
LOW FREQUENCY DRIVER	6.5" (16.5cm) IMG woofer
DIMENSIONS	15" (38.1cm) H x 9.5" (21.4cm) W x 11" (27.9 cm) D
WEIGHT	9 lbs (4.1 kg)
FINISH	Black or White enclosure and grille

SHIPPING QUANTITY: Pair

SHIPPING WEIGHT: 11.8 kg
26 lbs

PART NUMBER

1009316 (Black)

097093000001 (White)

NOTES:



- Paintable, UV-resistant ABS enclosure with rustproof aluminum grille
- Supplied with C-style mounting bracket and stainless steel hardware

AW-525 5.25" ALL-WEATHER SPEAKER

FREQUENCY RESPONSE	80Hz-20KHz +/- 3dB
SENSITIVITY	94dB @ 1 watt/1 meter
IMPEDANCE	8 ohms compatible
CROSSOVER FREQUENCY	2450Hz
POWER HANDLING (CONT/PEAK)	75W /300W
HIGH FREQUENCY DRIVER	1" (2.5 cm) titanium dome tweeter with a 90° x 90° Tractrix Horn
LOW FREQUENCY DRIVER	5.25" (13.3cm) IMG woofer
DIMENSIONS	11.8" (30cm) H x 8" (20.3cm) W x 9" (22.9 cm) D
WEIGHT	6.5 lbs (3kg)
FINISH	Black or White enclosure and grille

SHIPPING QUANTITY: Pair

SHIPPING WEIGHT: 8.1 kg
18 lbs

PART NUMBER

1009313 (Black)

097090000001 (White)

NOTES:



AW-500-SM

FREQUENCY RESPONSE	80Hz-20KHz +/- 3dB
SENSITIVITY	94dB @ 1 watt/1 meter
IMPEDANCE	8 ohms compatible
CROSSOVER FREQUENCY	2700Hz
POWER HANDLING (CONT/PEAK)	75W /300W
HIGH FREQUENCY DRIVER	1" (2.5 cm) titanium dome tweeter with a 90° x 90° Tractrix Horn
LOW FREQUENCY DRIVER	5.25" (13.3cm) IMG woofer
DIMENSIONS	8" (20.32cm) H x 15.75" (40cm) W x 8.75" (22.23cm) D
WEIGHT	10 lbs (4.54kg)
MOUNTING	3/8"-16 threaded insert for optional mounts Supplied with C-style mounting bracket and stainless steel hardware

SHIPPING QUANTITY: Single

SHIPPING WEIGHT: 5.4 kg
12 lbs

PART NUMBER

097094000001

NOTES:



AW-500 5" ALL-WEATHER SPEAKER

FREQUENCY RESPONSE	95Hz-20KHz +/- 3dB
SENSITIVITY	92dB @ 1 watt/1 meter
IMPEDANCE	8 ohms compatible
CROSSOVER FREQUENCY	2600Hz
POWER HANDLING (CONT/PEAK)	65W /260W
HIGH FREQUENCY DRIVER	1" (2.5 cm) titanium dome tweeter with a 90° x 90° Tractrix Horn
LOW FREQUENCY DRIVER	5" (12.7cm) IMG woofer
DIMENSIONS	11.8" (30cm) H x 8" (20.3cm) W x 9" (22.9 cm) D
WEIGHT	6 lbs (2.7 kg)
FINISH	White enclosure and grille

SHIPPING QUANTITY: Pair

SHIPPING WEIGHT: 7.4 kg
16.4 lbs

PART NUMBER

097087000001

NOTES:

- Paintable, UV-resistant ABS enclosure with rustproof aluminum grille
- Supplied with C-style mounting bracket and stainless steel hardware



AW-400 4" ALL-WEATHER SPEAKER

FREQUENCY RESPONSE	91Hz-20KHz +/- 3dB
SENSITIVITY	91dB @ 1 watt/1 meter
IMPEDANCE	8 ohms compatible
CROSSOVER FREQUENCY	2940Hz
POWER HANDLING (CONT/PEAK)	50W /200W
HIGH FREQUENCY DRIVER	1" (2.5 cm) titanium dome tweeter with a 90° x 90° Tractrix Horn
LOW FREQUENCY DRIVER	4" (10.2cm) IMG woofer
DIMENSIONS	9.5" (24.1cm) H x 6.5" (16.5cm) W x 7.25" (18.4 cm) D
WEIGHT	5 lbs (2.3 kg)
FINISH	White enclosure and grille

SHIPPING QUANTITY: Pair

SHIPPING WEIGHT: 5.5 kg
12.1 lbs

PART NUMBER

097085000001

NOTES:

- Paintable, UV-resistant ABS enclosure with rustproof aluminum grille
- Supplied with C-style mounting bracket and stainless steel hardware



CP-6 5.25" COMPACT HIGH PERFORMANCE SPEAKER

FREQUENCY RESPONSE	70Hz-22KHz +/- 3dB
SENSITIVITY	94dB @ 1 watt/1 meter
IMPEDANCE	8 ohms compatible
CROSSOVER FREQUENCY	3000Hz
POWER HANDLING (CONT/PEAK)	75W /300W
HIGH FREQUENCY DRIVER	.75" (1.9cm) aluminum dome tweeter with a 90° x 90° Tractrix Horn
LOW FREQUENCY DRIVER	5.25" (13.3cm) long-throw IMG woofer
TERMINALS	Front baffle mounted accessed via rear pull-through
DIMENSIONS	11.0" (27.9cm) H x 7.0" (17.8cm) W x 6.1" (15.5cm) D
MOUNTING DEPTH	6.9" (17.5cm) D
WEIGHT	5.8 lbs (2.6kg)
FINISH	Black or White enclosure and grille

SHIPPING QUANTITY: Pair

SHIPPING WEIGHT: 7.8 kg
17.19 lbs

PART NUMBER

1016297 (Black)

1060387 (White)

NOTES:

- Quick, easy installation
- Multipurpose design

Klipsch | AMPLIFIERS

Klipsch KDA-500

Klipsch KDA-500

Klipsch KDA-500

Klipsch KDA-500



KLIPSCH DSP MULTI-ZONE AMPLIFIERS

The Klipsch KDA Series DSP Amplifiers deliver legendary Klipsch power and performance in a sleek, high-tech, one rack solution. The KDA Amplifiers boast class G power, for clean dynamic power in any type or size of installation. With 2-way IP Network control drivers and 70V/100V and low impedance compatibility, the Klipsch DSP Multi-Zone Amplifiers provide maximum installation flexibility.



- High performance power platform
- 70V/100V and low impedance compatibility
- Flexible I/O
- State-of-the-art DSP control and set-up
- Ethernet port for 2-Way IP Ethernet Control

KDA-1000 4 IN X 4 OUT 1000W DSP AMPLIFIER

AMPLIFIER TYPE	High efficiency class G/H
AMPLIFIER POWER	1000 watts total system power 4 x 250 watts per channel 2 x 500
INPUTS	Balanced: 4 x Phoenix line level (up to 12 AWG wire) Unbalanced: 4 x RCA line level
IP CONTROL	Control4 CRESTRON ELAN RT &U:C
OUTPUTS	4 x Phoenix speaker level (up to 12 AWG wire) 4 x RCA line level (throughs)
INPUT SENSITIVITY	750mV balanced 0dBu
INPUT IMPEDENCE	Balanced 40k
THD	<1% @ rated output
SIGNAL TO NOISE	-100dB below rated output
ENCLOSURE MATERIAL	Front face: ABS plastic Case: Machine formed steel
RACK UNIT	1RU
PRODUCT DIMENSIONS	1.73" (44mm) x 19.02" (483mm) x 14.29" (363mm)
PRODUCT WEIGHT	15 lbs. (6.82 kg)
MOUNTING	Removable 1RU rack ears removable rubber feet
BUILT FROM	2016

SHIPPING QUANTITY: Single

SHIPPING WEIGHT: 18 lbs

PART NUMBER

1063258 (120V)

NOTES:



- High performance power platform
- 70V/100V and low impedance compatibility
- Flexible I/O
- State-of-the-art DSP control and set-up
- Ethernet port for 2-Way IP Ethernet Control

KDA-500 4 IN X 4 OUT 500W DSP AMPLIFIER

AMPLIFIER TYPE	High efficiency class G/H
AMPLIFIER POWER	500 watts total system power 4 x 125 watts per channel 2 x 250
INPUTS	Balanced: 4 x Phoenix line level (up to 12 AWG wire) Unbalanced: 4 x RCA line level
IP CONTROL	Control4 CRESTRON ELAN RT &U:C
OUTPUTS	4 x Phoenix speaker level (up to 12 AWG wire) 4 x RCA line level (throughs)
INPUT SENSITIVITY	750mV balanced 0dBu
INPUT IMPEDENCE	Balanced 40k
THD	<1% @ rated output
SIGNAL TO NOISE	-100dB below rated output
ENCLOSURE MATERIAL	Front face: ABS plastic Case: Machine formed steel
RACK UNIT	1RU
PRODUCT DIMENSIONS	1.73" (44mm) x 19.02" (483mm) x 14.29" (363mm)
PRODUCT WEIGHT	15 lbs. (6.82 kg)
MOUNTING	Removable 1RU rack ears removable rubber feet
BUILT FROM	2016

SHIPPING QUANTITY: Single

SHIPPING WEIGHT: 18 lbs

PART NUMBER

1063257 (120V)

NOTES:

REFERENCE AMPLIFIERS



- EQ preset for use with the RW-5802 subwoofer (see page 80)
- Selectable signal-sensing or voltage triggered auto-on/off circuit
- Line and speaker level inputs

RSA-500 500W/4 OHM DIGITAL HYBRID SUBWOOFER AMPLIFIER

AMPLIFIER TYPE	Bash Digital Hybrid
AMPLIFIER POWER	FTC Rated Power: 500W continuous into 4 ohms compatible @ <2% THD Dynamic Power: 1000W
FRONT CONTROLS	Volume and Variable Crossover
REAR CONTROLS	Phase Switch (0/180), EQ Selector, Trigger Input, Power Mode Selector, Main Power Switch
INPUTS	L/R and LFE Line-level RCA jacks L/R High-level speaker binding posts
OUTPUTS	L/R and LFE Line-level RCA jacks (unfiltered) L/R speaker binding posts
DIMENSIONS	3.5" (8.9cm) H x 16.8" (42.7cm) W
DIMENSIONS WITH FEET	3.8" (9.6cm) H x 16.8" (42.7cm) W
WEIGHT	17.5 lbs (7.9kg)
VOLTAGE	110/120 VAC 60Hz
FINISH	Black Anodized Brushed Aluminum
ACCESSORIES	Rack Ears (included) *For use only with RW-5802

SHIPPING QUANTITY: Single

SHIPPING WEIGHT: 9.5 kg
21 lbs

PART NUMBER

1001188

NOTES:

PROFESSIONAL AMPLIFIERS



- Daisy chain capability
- Extensive heat sinks
- High current discrete power transistors

PRO-200A 2 X 100W STEREO/SUBWOOFER AMPLIFIER

RATED POWER OUTPUT	2 x 100 Watts (Stereo) into 4 ohm Load 200 Watts (BTL) into 8 ohm Load
TOTAL HARMONIC DISTORTION	<0.1%
SIGNAL-TO-NOISE RATIO	>100dB
CROSSOVER FREQUENCY	@ Min position 18.5-55.2Hz 40Hz/0dB ref @ Max position 18.2-168.8Hz 40Hz/0dB ref
AUTO TURN ON SENSITIVITY	5mV +/-2mV Full Range 1KHz 5mV +/-2mV Input 50 Hz
DELAY "OFF" TIME	8 minutes
LINE OUT FREQ. RESPONSE	20Hz +/-5K - 20 KHz +/-5K 1KHz/0dB ref
INPUT IMPEDANCE LINE IN	9.2K ohm +/-5%
MAX. NOISE+HUM VOL MAX	<1.0mV, Input Shorted
POWER REQUIREMENT	115V 60Hz or 220 - 240V 50Hz
DIMENSIONS	5.5" (14cm) H 5.69" (14.5cm) W 12.75" (32.4cm) D
CLEARANCE FOR VENTILATION	Top: Min. 0.375" (10mm) Back: Min. 2" (50mm)
WEIGHT	11 lbs (5.3kg)

SHIPPING QUANTITY: Single

SHIPPING WEIGHT: 5.9 kg
13 lbs

PART NUMBER

1062388

NOTES:



Klipsch | POWERED AUDIO SYSTEMS

REFERENCE SOUND BARS

Combining the left, right and center channels into one slick package, our sound bars will free you from underperforming TV speakers and deliver a world of powerful, crisp sound in an extremely thin package. Klipsch sound bars are designed with a combination of hand-crafted, high-quality wood materials and legendary Klipsch technology to bring you sound as big as the picture.



NEW

- Wireless 8" subwoofer
- HDMI connection
- High-quality wood materials
- Surround 3 compatible

BAR 48 2.1 SOUND BAR WITH 8" WIRELESS SUBWOOFER

SPEAKER SYSTEM	48" 3.1 soundbar with 8" wireless subwoofer
MAX ACOUSTIC OUTPUT	103 dB
HIGH FREQUENCY DRIVERS	(3) 1" (25.4mm) soft dome tweeters mated to Tractrix® horn
MIDRANGE	(4) 3" (76.2mm) oval fiber composite cone woofers
SUBWOOFER	8" (203.2mm) ported subwoofer
ENCLOSURE TYPE	Bar: Wood (Sealed) • Subwoofer: Wood
SYSTEM POWER	440W
FREQUENCY RESPONSE	40-20KHz
INPUTS	Bluetooth® • 3.5mm Analog • Optical Digital
OUTPUTS	HDMI-ARC • Subwoofer Output
DIMENSIONS (BAR)	47 11/16" (121.1cm) W x 2 7/8" (7.3cm) H x 3 3/8 (8.6cm) D
DIMENSIONS (SUBWOOFER)	11 7/8" (30.2cm) W x 16 1/8" (41cm) H x 16 1/8" (41cm) D
FINISH	Black
VOLTAGE	100-240V 50/60Hz internal power supply
WEIGHT	30.8 lbs (13.97 kg)
INCLUDED ACCESSORIES	Backlit Remote control (2) 1.5m power cord (Region specific) (2) Keyhole mounting clip (With 1/4" - 20 Screw) Wall mount template (2) AA batteries HDMI Cable
MOUNTING OPTIONS	1/4 20 Thread Keyhole hooks

SHIPPING QUANTITY: Single

SHIPPING WEIGHT: 14.92 kg
32.9 lbs

PART NUMBER

1066557 (NA)
1066558 (EUA)
1066559 (CCC)

NOTES:



NEW

- Wireless 6.5" subwoofer
- Easy-to-use remote
- HDMI connection
- High-quality wood materials

BAR 40 2.1 SOUND BAR WITH 6.5" WIRELESS SUBWOOFER

SPEAKER SYSTEM	40" 2.1 soundbar with 6.5" wireless subwoofer
MAX ACOUSTIC OUTPUT	93 dB
HIGH FREQUENCY DRIVERS	(2) 3/4" (19mm) soft dome tweeters mated to Tractrix® horn
MIDRANGE	(2) 3" (76.2mm) oval fiber composite cone woofers
SUBWOOFER	6 1/2" (165.1mm) ported subwoofer
ENCLOSURE TYPE	Bar: Wood (Sealed) • Subwoofer: Wood
SYSTEM POWER	320 W
FREQUENCY RESPONSE	35-20KHz
INPUTS	Bluetooth® • 3.5mm Analog • Optical Digital
OUTPUTS	HDMI-ARC • Subwoofer Output
DIMENSIONS (BAR)	39 15/16" (101.4cm) W x 2 7/8" (7.3cm) H x 3 3/8 (8.6cm) D
DIMENSIONS (SUBWOOFER)	9 1/2" (24.1cm) W x 14 1/8" (35.9cm) H x 9 1/2" (24.1cm) D
FINISH	Black
VOLTAGE	100-240V 50/60Hz internal power supply
WEIGHT	15 lbs (6.8 kg)
INCLUDED ACCESSORIES	Remote control (2) 1.5m power cord (Region specific) (2) Keyhole mounting clip (With 1/4" - 20 Screw) Wall mount template (2) AAA batteries HDMI Cable
MOUNTING OPTIONS	1/4 20 Thread Keyhole hooks

SHIPPING QUANTITY: Single

SHIPPING WEIGHT: 9.6 kg
21 lbs

PART NUMBER

1064247 (NA)
1064248 (EUA)
1064249 (CCC)

NOTES:

NEW



- Compatible with Bar 48
- High-quality wood materials

SURROUND 3 WIRELESS SURROUNDS

SPEAKER SYSTEM	2.0 Wireless Surround (Pair)
MAX ACOUSTIC OUTPUT	94dB @1M Anechoic each / 100dB @1M Anechoic pair
FULL RANGE WOOFER	3"
ENCLOSURE TYPE	Wood (Sealed)
SYSTEM POWER	60 watts
FREQUENCY RESPONSE	120 Hz - 20kHz
HEIGHT	6.5" (165.1mm)
WIDTH	4.25" (107.95mm)
DEPTH	4.25" (107.95mm)
MOUNTING	1/4" x 20 threaded insert
FINISH	Black
VOLTAGE	100-240V 50/60Hz internal power supply
WEIGHT	2.2 lbs
INCLUDED ACCESSORIES	(2) 1.5m power cord (Region specific) Wireless dongle for Sound Bar
DIMENSIONS (PACKAGING)	Height: 10" (254mm) Width: 11" (279.4mm) Depth: 6" (152.4mm) (Pair in box)

SHIPPING QUANTITY: Single

SHIPPING WEIGHT: 2.5 kg
5.5 lbs

PART NUMBER

1067530 (NA)
1067531 (EUA)
1067532 (CCC)

NOTES:

POWERED MONITORS

A truly powerful, small form-factor music monster packed with Klipsch acoustics with integrated power and Bluetooth® wireless technology. Add any Klipsch subwoofer for a full-fledged 2.1 stereo sound system that will bully any sound bar on the planet. These versatile speakers connect to virtually anything - Bluetooth® wireless technology, phono pre-amp, USB, optical, and analog. Small, yet powerful, the R-51PM and R-41PM use aluminum Linear Travel Suspension horn-loaded tweeters and copper-spun, high-output IMG woofers to deliver true Klipsch Reference acoustics.



- 90° x 90° Tractrix Horn for clean, natural sound
- Bluetooth® Wireless Technology
- Connect to virtually any source

R-51PM 5.25" POWERED MONITORS

FREQUENCY RESPONSE	68Hz - 21kHz
DYNAMIC BASS EXTENSION	49Hz @ 35% Volume
MAX OUTPUT	107.3 dB
TOTAL SYSTEM POWER	120W Total System Power (140W Peak) 60W per channel cont. @ <9% THD
HIGH FREQUENCY DRIVER	1" (2.5cm) Aluminum diaphragm compression driver mated to 90° x 90° square Tractrix® horn
LOW FREQUENCY DRIVER	5.25" (13.3cm) copper-spun magnetically shielded IMG woofer
CROSSOVER FREQUENCY	1663 Hz (Passive)
ENCLOSURE MATERIAL	MDF
ENCLOSURE TYPE	Bass-reflex via rear-firing port
INPUTS	Bluetooth® wireless technology • Phono/Line analog (with switch and ground screw terminal) • 3.5mm analog mini jack • USB digital • Optical digital
OUTPUTS	Single RCA line level output for connection to subwoofer
HEIGHT, WIDTH, DEPTH	13" (33.02 cm), 7" (17.78 cm), 8.5" (21.59 cm)
WEIGHT	10.6 lbs (4.8 kg)
FINISH	Black
VOLTAGE	100V-240V 50/60Hz internal power supply with region specific power cords
INCLUDED ACCESSORIES	Remote control (with 2 x AAA batteries) • 4M speaker wire with soldered tips • 2M power cord (region specific) • 2M USB Type A to Type B cable • Rubber feet

SHIPPING QUANTITY: Pair

SHIPPING WEIGHT: 10.6 kg
23.4 lbs

PART NUMBER

1066254 (NA)
1066255 (EU)

NOTES:



- 90° x 90° Tractrix Horn for clean, natural sound
- Bluetooth® Wireless Technology
- Connect to virtually any source

R-41PM 4" POWERED MONITORS

FREQUENCY RESPONSE	64Hz - 21kHz
DYNAMIC BASS EXTENSION	40 Hz @ 35% Volume
MAX OUTPUT	105.5dB
TOTAL SYSTEM POWER	70W Total System Power (140W Peak) 35W per channel cont. @ <1% THD
HIGH FREQUENCY DRIVER	1" (2.5cm) Aluminum diaphragm compression driver mated to 90° x 90° square Tractrix® horn
LOW FREQUENCY DRIVER	4" (10.2cm) copper-spun magnetically shielded IMG woofer
CROSSOVER FREQUENCY	1730 Hz (Passive)
ENCLOSURE MATERIAL	MDF
ENCLOSURE TYPE	Bass-reflex via rear-firing port
INPUTS	Bluetooth® wireless technology • Phono/Line analog (with switch and ground screw terminal) • 3.5mm analog mini jack • USB digital • Optical digital
OUTPUTS	Single RCA line level output for connection to subwoofer
HEIGHT, WIDTH, DEPTH	11.3" (28.7 cm), 5.75" (14.6 cm), 7.9" (20.06 cm)
WEIGHT	8.1 lbs (3.7 kg)
FINISH	Black
VOLTAGE	100V-240V 50/60Hz internal power supply with region specific power cords
INCLUDED ACCESSORIES	Remote control (with 2 x AAA batteries) • 4M speaker wire with soldered tips • 2M power cord (region specific) • 2M USB Type A to Type B cable • Rubber feet

SHIPPING QUANTITY: Pair

SHIPPING WEIGHT: 6.8 kg
15 lbs

PART NUMBER

1066251 (NA)

1066253 (CE)



NOTES:

R-28PF POWERED FLOORSTANDERS

Experiencing true hi-fi sound has never been easier. The R-28PF powered floorstanding stereo speaker system features a 260W integrated amplifier that removes the need for a complicated receiver. There is nothing else like it. TV, computer, Bluetooth, turntable – you name it and the R-28PF powered speakers deliver. Each speaker includes a 1" aluminum diaphragm compression driver mated to 90° x 90° square Tractrix Horn and dual 8" copper-spun magnetically shielded IMG woofers.



- Bluetooth® wireless technology with aptX
- Phono Preamp built in with ground screw terminal
- Sub output

R-28PF 5.25" POWERED MONITORS

FREQUENCY RESPONSE	33Hz - 20kHz
MAX OUTPUT	114dB @ 1M
TOTAL SYSTEM POWER	260W Total System Power (520W Peak) Bi-Amplified Tweeter: 20W per channel cont. @ <1% THD+N Woofers: 110W per channel cont. @ <1% THD+N
HIGH FREQUENCY DRIVER	1" (2.54cm) Aluminum diaphragm tweeter mated to 90° x 90° square Tractrix Horn
LOW FREQUENCY DRIVER	Dual 8" (10.2cm) copper-spun magnetically shielded IMG woofer
CROSSOVER FREQUENCY	1700 Hz (active)
ENCLOSURE MATERIAL	MDF
ENCLOSURE TYPE	Bass-reflex via front-firing port
INPUTS	Bluetooth® wireless technology Phono/Line analog (with switch and ground screw terminal) 3.5mm analog mini jack USB digital Optical digital
OUTPUTS	Single RCA line level output for connection to subwoofer
DIMENSIONS	42" (106.6cm) H x 9.5" (24.1cm) W x 15.7" (39.8cm) D
WEIGHT	56.67lbs (25.68kg)
FINISH	Brushed black polymer veneer
VOLTAGE	100V-120V / 220-240V selectable 50/60Hz internal power supply with region specific power cords
INCLUDED ACCESSORIES	Remote control (with 2 x AAA batteries) Magnetic grille 5M speaker wire with 4-wire connector 1.8M power cord (region specific) 2M 3.5mm aux cable 3M optical cable

SHIPPING QUANTITY: Pair

SHIPPING WEIGHT: 11.3 kg
25 lbs

PART NUMBER

1064208 (NA)

1064209 (CE)



NOTES:

Klipsch[®] HERITAGE WIRELESS



HERITAGE WIRELESS

Incorporating luxury materials such as real wood veneer and tactile switches and knobs, the Klipsch Heritage Wireless series of powered audio systems blends the acoustics and classic design legacy of Paul W. Klipsch with the latest technologies available today.



- 1" Titanium-loaded Tweeters with Tractrix Horns
- 6.5" Woofers with a Ported Enclosure
- 1 x pair of RCA phono level inputs with switch for Phono/Line input versatility (Phono Pre-amp with ground screw terminal)
- Bluetooth® wireless technology
- Single RCA line level output for connection to sub.

THE SIXES POWERED MONITORS

MAX ACOUSTIC OUTPUT	106dB (1M stereo pair)
HIGH FREQUENCY DRIVERS	1" (25.4mm) titanium tweeters on Tractrix® horns (each speaker)
WOOFER	6.5" (165.1mm) long-throw woofer (each speaker)
ENCLOSURE TYPE	Bass reflex
SYSTEM POWER	100W x 2 continuous @ <1% THD 200W x 2 short term peak power
FREQUENCY RESPONSE	40Hz - 20kHz @ -3dB
INPUTS	Bluetooth® wireless technology 1x 3.5mm miniplug (analog) 1x Phono pre-amp / RCA Analog 1x USB Type B 1x Optical digital (RCA)
OUTPUTS	Subwoofer output
DIMENSIONS	8.625" (22cm) x 16.75" (42.55cm) x 11" (27.9cm)
FINISH	Walnut
VOLTAGE	110/240 VAC
WEIGHT	Right speaker: 17.74 lbs (8.05kg) Left speaker: 16.00 lbs (7.26kg)
INCLUDED ACCESSORIES	4-conductor speaker cable (for R to L connection) 3.5mm aux cable USB Type B to USB Type A cable Optical (TOSLink) Cable Wireless Remote Control Power Cord

SHIPPING QUANTITY: Pair

SHIPPING WEIGHT: 9 kg
20 lbs

PART NUMBER

1063464 Ebony (NA)
1063465 Ebony (CE)
1063287 Walnut (NA)
1063288 Walnut (EUA)
1063289 Walnut (CCC)



NOTES:

NEW



- High fidelity bi-amplified sound
- Dedicated right and left speakers
- Multiple input options

THE FOURS POWERED MONITORS

FREQUENCY RESPONSE	68Hz - 21kHz
DYNAMIC BASS EXTENSION	49Hz @ 35% Volume
MAX OUTPUT	107.3 dB
TOTAL SYSTEM POWER	120W Total System Power (140W Peak)
HIGH FREQUENCY DRIVER	60W per channel cont. @ <1% THD
LOW FREQUENCY DRIVER	1" (2.5cm) Aluminum diaphragm compression driver mated to 90° x 90° square Tractrix® horn
CROSSOVER FREQUENCY	5.25" (13.3cm) copper-spun magnetically shielded IMG woofer
ENCLOSURE MATERIAL	1663 Hz (Passive)
ENCLOSURE TYPE	MDF
INPUTS	Bass-reflex via rear-firing port
OUTPUTS	Single RCA line level output for connection to subwoofer
HEIGHT, WIDTH, DEPTH	9.75" (24.8cm), 5.88" (14.9cm), 7.5" (19.1cm)
WEIGHT	23.4lb (10.6kg)
FINISH	Black
VOLTAGE	100V-240V 50/60Hz internal power supply with region specific power cords
INCLUDED ACCESSORIES	Remote control (with 2 x AAA batteries) • 4M speaker wire with soldered tips • 2M power cord (region specific) • 2M USB Type A to Type B cable • Rubber feet

SHIPPING QUANTITY: Pair

SHIPPING WEIGHT: TBA

PART NUMBER

1068024 Matte Black (NA)
1068026 Matte Black (EUA)
1068027 Matte Black (CCC)
1067562 Walnut (NA)
1067563 Walnut (EUA)
1067564 Walnut (CCC)



NOTES:



- Hands-free Google Assistant Voice Control
- Astounding, Room-Filling acoustics
- Multi-Room Ready
- Bluetooth® Wireless Connectivity
- Simple Setup with Google Home App

THE THREE WITH GOOGLE ASSISTANT

VOICE ACTIVATED WIRELESS TABLETOP STEREO SYSTEM

MAX ACOUSTIC OUTPUT	106 dB (0.5M near field)
HIGH FREQUENCY DRIVERS	2 x 2 1/4" (57.15mm) full range drivers
SUBWOOFER	5.25" (133.4mm) long-throw woofer 2 x 5.25" (133.4mm) dual opposed passive radiators
ENCLOSURE TYPE	Sealed
SYSTEM POWER	60 watts continuous @ <1% THD 80 watts short-term peak power
FREQUENCY RESPONSE	45Hz ~20kHz @ -3dB
INPUTS	Bluetooth® wireless technology
DIMENSIONS	13.7" (34.82cm) x 7" (17.78cm) x 8" (20.3cm)
VOLTAGE	110/240 VAC
WEIGHT	10.32lbs (4.7kg)
INCLUDED ACCESSORIES	Power Cord

SHIPPING QUANTITY: Single

SHIPPING WEIGHT: 5.77 kg
12.72 lbs

PART NUMBER

1067560 Matte Black (NA)
1067561 Matte Black (EUA)
1066264 Walnut (NA)
1066265 Walnut (EUA)



NOTES:

NEW



- Astounding, room-filling acoustics
- Bluetooth® wireless technology
- RCA analog / phono pre-amp input

THE THREE II

TABLETOP STEREO SYSTEM

MAX ACOUSTIC OUTPUT	106dB (0.5M near field)
HIGH FREQUENCY DRIVERS	2 x 2 1/4" (57.15mm) full range drivers
SUBWOOFER	5.25" (133.4mm) long-throw woofer 2 x 5.25" (133.4mm) dual opposed passive radiators
ENCLOSURE TYPE	Sealed
POWER	120W Peak
FREQUENCY RESPONSE	45Hz ~20kHz @ -3dB
INPUTS	Bluetooth® 3.5mm miniplug (analog) Phono pre-amp / RCA analog USB Type B
OUTPUTS	None
DIMENSIONS (WXHxD)	3.7" (34.82cm) x 7" (17.78cm) x 8" (20.3cm)
FINISH OPTIONS	Walnut, Matte Black
VOLTAGE	110/240 VAC
WEIGHT	10.32lbs (4.7kg)
INCLUDED ACCESSORIES	3.5mm aux cable USB Type B to USB Type A cable Wireless Remote Control Power Cord

SHIPPING QUANTITY: Each

SHIPPING WEIGHT: 6.01 kg
13.25 lbs

PART NUMBER

1067557 Matte Black (NA)
1067558 Matte Black (EUA)
1067559 Matte Black (CCC)
1067607 Walnut (NA)
1067608 Walnut (EUA)
1067609 Walnut (CCC)



NOTES:

NEW



- Incredible acoustic performance
- Bluetooth® Wireless Technology
- 3.5mm Analog Audio Input

THE ONE II

TABLETOP STEREO SYSTEM

MAX ACOUSTIC OUTPUT	103dB
HIGH FREQUENCY DRIVERS	2 1/4" (57.15mm) full range drivers
SUBWOOFER	4.5" (114.3mm) woofer
ENCLOSURE TYPE	sealed
POWER	60 Watts
FREQUENCY RESPONSE	56Hz ~ 20kHz @ -3dB
INPUTS	Bluetooth® 3.5mm miniplug (analog)
OUTPUTS	None
DIMENSIONS (WXHxD)	12.67" (32.2cm) x 6.125" (15.56cm) x 5.25" (13.3cm)
FINISH OPTIONS	Walnut, Matte Black
VOLTAGE	110/240 VAC
WEIGHT	8.5lbs (3.86kg)

SHIPPING QUANTITY: Single

SHIPPING WEIGHT: 4.5 kg
10 lbs

PART NUMBER

1067551 Matte Black (NA)
1067552 Matte Black (EUA)
1067553 Matte Black (CCC)
1067554 Walnut (NA)
1067555 Walnut (EUA)
1067556 Walnut (CCC)



NOTES:

NEW



- 8-hour battery life
- 1 microphone for hands-free calling
- Bluetooth® Wireless Technology

HERITAGE GROOVE PORTABLE SPEAKER

DC INPUT	5V, 1A
AMPLIFIER OUTPUT	20W Peak
FREQUENCY RESPONSE	65Hz-22kHz +/- 3dB
ENCLOSURE TYPE	Bass reflex via dual opposing passive radiators
DRIVER	1 x 3" aluminum full-range high excursion
PASSIVE BASS RADIATOR	2 x side-firing
MAXIMUM ACOUSTIC OUTPUT	97dB at 0.5m
INPUTS	Bluetooth®, 3.5mm Analog In
BATTERY LIFE	8 hours
BATTERY TYPE	Rechargeable Lithium 7.4V 2 cell 2200mAh
ACCESSORIES	AC power adaptor, micro USB charging cable
FINISH	Walnut, Matte Black
DIMENSIONS	5" (127mm) H x 6" (152mm) W x 7.75" (196.85mm) D
WEIGHT	Speaker: 2.2 lbs (.99kg) w/ cable and USB charger: 2.1 lbs (.95kg)

SHIPPING QUANTITY: Each

SHIPPING WEIGHT: 1.27 kg
2.8 lbs

PART NUMBER

1067915 Matte Black (NA)
 1067916 Matte Black (EUA)
 1067917 Matte Black (CCC)
 1067912 Walnut (NA)
 1067913 Walnut (EUA)
 1067914 Walnut (CCC)



NOTES:

A high-quality photograph of Klipsch headphones on a rustic wooden desk. The headphones, featuring a brown leather headband and large, circular drivers with a silver mesh grille, are the central focus. A black braided cable is coiled around the base of the headphones. In the background, a wooden amplifier with copper-colored knobs and a silver microphone are visible. To the left, a portion of a silver laptop is seen. The overall aesthetic is warm and sophisticated, emphasizing the craftsmanship of the audio equipment.

Klipsch® | HEADPHONES



HERITAGE HEADPHONES

Designed from the most functional and premium materials available, the Heritage Headphones feature die-cast steel, milled wood, premium leathers, and machined aluminum components. Boasting a 52mm KG-520 biodynamic driver housed in a back-vented design, the HP3 headphones deliver unsurpassed acoustic performance.



- Free-Edge 52mm Bio Dynamic Drivers
- Triple-vented semi-open design
- Solid-wood earcups with magnetic removable sheepskin ear cushions
- Genuine cowhide headband

HP-3

DRIVER DESIGN	Free-Edge Biodynamic
DRIVER COMPONENTS	Full Range KG-520
DRIVER DIAMETER	52 mm
CABLE	1.37m and 2.0m removable cables
FREQUENCY RESPONSE	5Hz-45kHz
SENSITIVITY	98 dB
POWER HANDLING	1,800 mW
IMPEDANCE	25 ohms compatible
INPUT CONNECTIONS	3.5mm
WEIGHT	.97 lbs. / 440g
COLORS	Ebony, Walnut, Oak
INCLUDES	Heritage HP-3 Headphones 1.37m Cable 2.5m Cable 1/4" Adaptor Headphone Stand"

SHIPPING QUANTITY: Single

SHIPPING WEIGHT: 4.8 kg
10.58 lbs

PART NUMBER

1064324 (Ebony)

1064323 (Walnut)

1063038 (Oak)



NOTES:



- Audiophile digital to analog converter
- Asynchronous USB interface
- Dual amplifiers for balanced output
- Versatile inputs and outputs
- Sample rate notification

HERITAGE AMP

AMPLIFIER TYPE	Dual Class-AB (TI TPA6120A2)
DIGITAL ANALOG CONVERTER	ESS Sabre32 ES9018K2M
USB	XMOS Asynchronous Audio Interface
AMPLIFIER POWER	Balanced XLR-4 525mW into 16Ω 1440mW into 32Ω 1050mW into 150Ω 540mW into 300Ω 270mW into 600Ω
FREQUENCY RESPONSE	Balanced XLR-4 20 Hz - 40 kHz, +0 / -0.1 dB 9 Hz - 90 kHz, +0 / -3.0 dB
SIGNAL TO NOISE RATIO	Balanced XLR-4 • 118 dB A-Weighted
THD+N	Balanced XLR-4 • < 0.009%, 20 Hz - 20 kHz
CROSSTALK	Balanced XLR-4 • < -75 dB, 20 Hz - 20 kHz
GAIN	Lo-Z 0 dB, Hi-Z 10 dB
SAMPLE RATE SUPPORT	16 - 24 Bit 44.1 kHz, 48 kHz, 88.2 kHz, 96 kHz, 176.4 kHz, 192 kHz
DSD SUPPORT	2.8M, 5.6M, 11.2M
INPUTS	USB Audio (Type B Connection) Optical (TOSLINK) Coaxial RCA Analog Audio
OUTPUTS	Balanced XLR-4 Unbalanced 1/4" RCA Analog Audio (Fixed/Variable)
PRODUCT DIMENSIONS	2.28" (58mm) H x 7.87" (200mm) W x 5.7" (145mm) D
ENCLOSURE MATERIAL	Top and Bottom: MDF with Walnut Veneer Case: Anodized Aluminum Extrusion
VOLTAGE	100-240 VAC, 50/60 Hz
INCLUDED	"2.0m USB Type-B Cable Universal Power Supply US, EU, UK, and AU Plugs

SHIPPING QUANTITY: Single

SHIPPING WEIGHT: 0.45 kg
1.0 lbs

PART NUMBER

1064316



NOTES:

TRUE WIRELESS

The Klipsch True Wireless earphones are the ultimate combination of comfort, design, efficiency, and legendary acoustic clarity. Outfitted with the latest Bluetooth® technology, amazing battery life and charging cases, Klipsch True Wireless earphones provide incredible comfort, clarity and freedom for you to enjoy your music all day with no wires.



- Sweat-resistant, patented oval ear tips
- 4 mics with clear voice chat
- 8-hour battery, 24-hour charging case
- Digital assistant compatible
- IPX4 rated

T5 TRUE WIRELESS TRUE WIRELESS EARPHONES WITH CHARGING CASE

STYLE	In-Ear Monitor
DRIVER DESIGN	Dynamic Moving Coil Micro Speaker
DRIVER DIAMETER	5.0 mm
MIC/REMOTE	cVc 8.0 Quad-mic
FREQUENCY RESPONSE	10Hz-19kHz
NOISE ISOLATION	-22dB
INPUT CONNECTIONS	Bluetooth
BATTERY (EARPIECES)	55 mAh
BATTERY (CHARGING CASE)	360 mAh
BLUETOOTH® SPECIFICATIONS	Version: Bluetooth 5.0 Profiles: A2DP 1.3, AVRCP 1.6, HSP 1.2, HFP 1.7 A2DP Codecs: SBC, AAC®, aptX® Range: Up to 10m (33ft.) Input Rating: 5V DC, 1.0A Battery Status: iOS & Android Battery Status Monitor
WEIGHT	96.9g (charging case) 5.5g (earphone)
COLORS	Black
DIMENSIONS (PACKAGING)	6.8" (17.27cm) H x 4.4" (11.17cm) W x 1.9" (4.82cm) D

SHIPPING QUANTITY: Each

SHIPPING WEIGHT: 0.30 kg
0.67 lbs

PART NUMBER

1067567



NOTES:

T5 SERIES

The T5 series offers wireless and wired options with unparalleled comfort, performance and the legendary Klipsch sound. Featuring sweat/water resistance, braided cords, crystal clear mics and patented ear tips, the T5 line provides the perfect solution to your earphone needs.



NEW

- Sweat-resistant, patented oval ear tips
- 4 mics with clear voice chat
- 8-hour battery, 24-hour charging case
- Digital assistant compatible
- IPX4 rated

T5 TRUE WIRELESS TRUE WIRELESS EARPHONES WITH CHARGING CASE

STYLE	In-Ear Monitor
DRIVER DESIGN	Dynamic Moving Coil Micro Speaker
DRIVER DIAMETER	5.0 mm
MIC/REMOTE	cVc 8.0 Quad-mic
FREQUENCY RESPONSE	10Hz-19kHz
NOISE ISOLATION	-22dB
INPUT CONNECTIONS	Bluetooth
BATTERY (EARPIECES)	55 mAh
BATTERY (CHARGING CASE)	360 mAh
BLUETOOTH® SPECIFICATIONS	Version: Bluetooth 5.0 Profiles: A2DP 1.3, AVRCP 1.6, HSP 1.2, HFP 1.7 A2DP Codecs: SBC, AAC®, aptX® Range: Up to 10m (33ft.) Input Rating: 5V DC, 1.0A Battery Status: iOS & Android Battery Status Monitor
WEIGHT	96.9g (charging case) 5.5g (earphone)
COLORS	Black
DIMENSIONS (PACKAGING)	6.8" (17.27cm) H x 4.4" (11.17cm) W x 1.9" (4.82cm) D

SHIPPING QUANTITY: Each

SHIPPING WEIGHT: 0.30 kg
0.67 lbs

PART NUMBER

1067567



NOTES:



NEW

- Sweat-resistant, patented oval ear tips
- 15-hour battery
- Vibrating neckband
- 2 mics with clear voice chat

T5 NECKBAND NECKBAND EARPHONES

STYLE	In-Ear Monitor
DRIVER DESIGN	Dynamic Moving Coil Micro Speaker
DRIVER DIAMETER	5.0 mm
MIC/REMOTE	cVc 8.0 Dual-Mic
FREQUENCY RESPONSE	10Hz-19kHz
NOISE ISOLATION	-22dB
INPUT CONNECTIONS	Bluetooth
BATTERY	110 mAh
BLUETOOTH® SPECIFICATIONS	Version: Bluetooth 5.0 Profiles: A2DP 1.3, AVRCP 1.6, HSP 1.2, HFP 1.7 A2DP Codecs: SBC, AAC®, aptX®, aptX HD Range: Up to 10m (33ft.) Input Rating: 5V DC, 0.5A Battery Status: iOS & Android Battery Status Monitor
WEIGHT	26.4g
COLORS	Black, Brown
DIMENSIONS (PACKAGING)	9.4" (23.88cm) H x 7.4" (18.8cm) W x 1.6" (4.07cm) D

SHIPPING QUANTITY: Each

SHIPPING WEIGHT: 0.45 kg
0.99 lbs

PART NUMBER

1067565 (Black)

1067566 (Brown)



NOTES:



NEW

- Sweat-resistant, patented oval ear tips
- 10-hour battery
- Microphone with clear voice chat
- Flexible ear wings and cable management

T5 SPORT WIRELESS EARPHONES

STYLE	In-Ear Monitor
DRIVER DESIGN	Dynamic Moving Coil Micro Speaker
DRIVER DIAMETER	5.0 mm
MIC/REMOTE	cVc® 8.0 Single-Mic
FREQUENCY RESPONSE	10Hz-19kHz
NOISE ISOLATION	-22dB
INPUT CONNECTIONS	Bluetooth
BATTERY	80 mAh

BLUETOOTH® SPECIFICATIONS

Version: Bluetooth 5.0
 Profiles: A2DP 1.3, AVRCP 1.6, HSP 1.2, HFP 1.7
 A2DP Codecs: SBC, AAC®, aptX®, aptX HD
 Range: Up to 10m (33ft.)
 Input Rating: 5V DC, 0.5A
 Battery Status: iOS & Android Battery Status Monitor

WEIGHT	12.7g
COLORS	Black, White
DIMENSIONS (PACKAGING)	6.7" (17.02cm) H x 3.4" (8.64cm) W x 1.5" (3.81cm) D

SHIPPING QUANTITY: Each

SHIPPING WEIGHT: 0.15 kg
0.34 lbs

PART NUMBER

1067630 (Black)

1067638 (White)



NOTES:



NEW

- Sweat-resistant, patented oval ear tips
- Works with any device
- best-in-class, static-free microphone

T5M WIRED IN-EAR EARPHONES

STYLE	In-Ear Monitor
DRIVER DESIGN	Dynamic Moving Coil Micro Speaker
DRIVER DIAMETER	5.0 mm
MIC/REMOTE	Single Button
FREQUENCY RESPONSE	10Hz-19kHz
SENSITIVITY (1MW)	98dB
IMPEDANCE (1KHZ)	16 ohms
NOISE ISOLATION	-22dB
INPUT CONNECTIONS	3.5 mm
WEIGHT	11.6g
COLORS	Black, White

DIMENSIONS (PACKAGING) 6.7" (17.02cm) H x 3.4" (8.64cm) W x 1.5" (3.81cm) D

SHIPPING QUANTITY: Each

SHIPPING WEIGHT: 0.14 kg
0.31 lbs

PART NUMBER

1067635 (Black)

1067634 (White)

NOTES:

REFERENCE X SERIES HEADPHONES

For the ones who don't just settle for a passing grade, the Klipsch X-series line of in-ear monitors is summa cum laude. Each headphone packs serious audiophile performance. The X-series is smaller, more efficient, and harder hitting than anything else we build. From the award-winning X6i to the flagship X20i, each model leaves nothing to be desired in their category. Crafted from either die-cast zinc, milled aluminum, or surgical grade injected stainless steel, the X-series is forged to be enjoyed for ages.



X20i

DRIVER DESIGN	KG-2625 AcuPass™ Two-Way
DRIVER COMPONENTS	KG-125B Balanced Armature Super Tweeter, KG-926T Balanced Armature Woofer
MIC/REMOTE	Mic+3-button remote
FREQUENCY RESPONSE	5Hz-40kHz
SENSITIVITY (1mW)	111dB
IMPEDANCE (1kHz)	50 ohms compatible
NOISE ISOLATION	-26 dB
INPUT CONNECTIONS	3.5mm
WEIGHT	22 g
COLORS	Black

SHIPPING QUANTITY: Single

SHIPPING WEIGHT: 0.4 kg
0.97 lbs

PART NUMBER

1062167

NOTES:



X12i

DRIVER DESIGN	Full range balanced armature
DRIVER COMPONENTS	KG-926 Balanced Armature
MIC/REMOTE	Mic+3-button remote
FREQUENCY RESPONSE	5Hz-20kHz
SENSITIVITY (1mW)	110dB
IMPEDANCE (1kHz)	50 ohms compatible
NOISE ISOLATION	-26 dB
INPUT CONNECTIONS	3.5mm
WEIGHT	15 g
COLORS	Black

SHIPPING QUANTITY: Single

SHIPPING WEIGHT: 0.2 kg
0.61 lbs

PART NUMBER

1062169

NOTES:

OVAL EAR TIPS

Klipsch in-ear headphones utilize patented contour ear gels that are anatomically designed to accurately fit inside the human ear canal. These soft oval silicon tips reduce ear fatigue as well as provide an amazing seal for excellent noise isolation and bass response. Because ear canal measurements vary Klipsch headphones come with different washable ear gel sizes. Such variety allows these earphones to fit more of the population than the competition.



OVAL EAR TIPS

- 4 PAIR PER PACKAGE
- AVAILABLE IN CLEAR ONLY
- CHOOSE FROM 5 SIZES FOR A CUSTOM FIT
- PATENTED DESIGN

PART NUMBER

1008371 (Large)

1008373 (Large Double Flange)

1008370 (Medium)

1008369 (Small)

1008372 (Small Double Flange)



WE NEVER, *ever* STOP INNOVATING

For over 70 years Klipsch has designed and engineered its products in-house with some of the most talented, skilled and passionate people in the industry - starting with our founder, Paul W. Klipsch (PWK), in a tin shed in Hope, Arkansas. Today, our advanced acoustic research and development continues at our state-of-the-art facility in Indianapolis, Indiana. The world-class Klipsch Design and Technology Center is home to some of the most brilliant minds in consumer electronics and some of the most legendary products the industry has ever heard. We continue to innovate, honoring the principals and ideals of PWK, reaching ever-farther towards that perfect sound.



VISIT KLIPSCH.COM FOR ALL SORTS OF *badassery*


FOLLOW US, WE HAVE A BLAST



KLIPSCH
MUSEUM
OF AUDIO
HISTORY

Visit KlipschMuseum.org for an amazing journey through the dawn of hi-fi. Help preserve audio's legendary history and consider donating today. Your support helps continue the museum's mission of focus on science education, artifact preservation and encouraging the spirit of invention. Klipsch Museum of Audio History is an independent 501(c)(3) entity.

© 2017 Klipsch Group, Inc., a wholly-owned subsidiary of Vox International Corp. Klipsch and Tractrix are registered trademarks of Klipsch Group, Inc. The Bluetooth® word mark and logos are registered trademarks owned by Bluetooth SIG, Inc. and any use of such marks by Klipsch Group, Inc. is under license. CAPITOL and CAPITOL logos and trademarks of Capitol Records, LLC, registered in the United States, European Union, and other jurisdictions, are used under license.



POWER DETAIL EMOTION



TWO AMERICAN *legends* CRANK IT UP

The Rock and Roll Hall of Fame and Museum is home to some of the most iconic and legendary stories and memorabilia in music history.

OFFICIAL SPEAKERS
AND HEADPHONES



The museum and Rock and Roll Hall of Fame Induction Ceremony are monuments for both preserving and celebrating the live music experience. Similarly, Klipsch was founded to create amazing loudspeakers and headphones that could efficiently and

accurately reproduce live music's power, detail and emotion. Loud and proud, these two iconic brands are a natural fit.

Klipsch®



Klipsch
KEEPERS OF THE SOUND

3502 WOODVIEW TRACE, INDIANAPOLIS, IN, USA

KLIPSCH.COM

V01 - 082819

