



Klipsch

GLOBAL BUYERS GUIDE
2017





70 YEARS AGO THE GENESIS OF SOMETHING VERY SPECIAL OCCURRED IN A TINY TIN SHED IN HOPE, ARKANSAS

In 1946 Paul W. Klipsch - genius, madman and maverick - designed and hand-built the legendary Klipschorn® loudspeaker with the goal of bringing live music into his living room. He was an American audio pioneer and a true eccentric. PWK gave rise to speaker technologies that would forever impact generations of music lovers.

Today, in this honored tradition, we move forward, pushing the boundaries of art and science - while driving new technologies to deliver an ever-incredible listening experience.

Remember great sound? We never forgot.

We are THE KEEPERS OF THE SOUND®



TABLE OF CONTENTS

HERITAGE SERIES

KLIPSCHORN	4
LA SCALA II	4
CORNWALL III	5
FORTE III	5
HERESY III	6

COMPONENT AUDIO

DOLBY ATMOS®	8
REFERENCE PREMIERE	10
REFERENCE II	14
REFERENCE	15
SUBWOOFERS	18
KLIPSCH GALLERY®	22
THX ULTRA2	24
QUINTET	26

ARCHITECTURAL

PROFESSIONAL SERIES	28
REFERENCE	31
ACCESSORIES	40

OUTDOOR

LANDSCAPE SPEAKERS	42
PRO-ROCKS	44
ALL-WEATHER	45
CP SERIES	46

AMPLIFIERS

DSP	48
THX ULTRA2	49
REFERENCE	49
PROFESSIONAL	49

POWERED AUDIO SYSTEMS

HD WIRELESS	51
SOUND BARS	53
R-15PM	55
KLIPSCH STADIUM®	56
KLIPSCH GROOVE®	56

STREAM

RSB-14	58
RSB-8	58
POWERGATE	59
THE THREE	59
RW-1	60
GATE	60

HERITAGE WIRELESS

THE SIXES	62
THE THREE	62
THE ONE	63

HEADPHONES

NECKBAND	65
REFERENCE	66
X SERIES	69
PRO SPORT	71
OVAL EAR TIPS	71

SPECIAL EDITION

THE CAPITOL HERESY	73
THE CAPITOL THREE	73
THE CAPITOL ONE	74

SUBWOOFERS

REFERENCE PREMIERE	76
WIRELESS ADAPTER	77
WIRELESS	78
REFERENCE	79
ARCHITECTURAL	79



Klipsch
HERITAGE
LOUDSPEAKERS



HERITAGE SERIES

The vintage Klipschorn, La Scala, Cornwall and Heresy are among the most revered and highly acclaimed loudspeakers in the history of high fidelity audio. Driven by a love of music and desire to hear an “orchestra” in his home, audio pioneer Paul W. Klipsch revolutionized the way the world listened to recorded music when he began building his Heritage line of speakers in 1946. For the first time ever, people were able to experience the power, detail and emotion of a live performance at home. With cabinets still assembled by skilled craftsmen in Hope, Arkansas, where the Klipsch legacy began, the Heritage Series is a testament to high-performance audio that has stood the test of time.



KLIPSCHORN®

Audio pioneer and company founder **PAUL W. KLIPSCH** launched the Klipschorn loudspeaker in 1946 to enable people, for the first time ever, to experience the power, detail and emotion of a live performance at home. Commonly called a corner-horn speaker, the remarkably uncommon Klipschorn includes a highly efficient horn loaded tweeter and midrange compression driver. Its patented folded-horn 15” woofer delivers powerful low frequencies.



FREQUENCY RESPONSE	33Hz-17kHz +/- 4dB
SENSITIVITY	105dB @ 2.83V/1 meter
IMPEDANCE	8 Ohms compatible
POWER HANDLING (CONT/PEAK)	100W / 400W
CROSSOVER	HF: 4500Hz MF: 450Hz
DRIVE COMPONENTS	Three-way system using one 1" (2.54cm) Phenolic diaphragm compression driver, one 2" (5.08cm) Phenolic diaphragm compression driver and one 15" Fiber-composite cone woofer with a trihedral exponential folded horn
HEIGHT	50.75" (128.9cm)
WIDTH	31.25" (79.38cm)
DEPTH	28.25" (71.75cm)
WEIGHT	175 lbs (79.5kg)
FINISH	Walnut, Cherry or Black Lacquer wood veneer

SHIPPING QUANTITY: Single

SHIPPING WEIGHT: 84.8 kg
187 lbs

PART NUMBER

1000882 (Walnut)

1001089 (Cherry)

1001111 (Black)

NOTES:

LA SCALA® II

When the La Scala first launched in 1963, audio pioneer **PAUL W. KLIPSCH** offered it to Arkansas gubernatorial candidate Winthrop Rockefeller to use as a public address speaker, and he did use one on a train car during a subsequent campaign. Despite its raw, unfinished appearance, the fully horn-loaded, three-way La Scala sounded so good people still wanted to put it in their living rooms.



FREQUENCY RESPONSE	51Hz-17kHz +/- 4dB
SENSITIVITY	105dB @ 2.83V/1 meter
IMPEDANCE	8 Ohms compatible
POWER HANDLING (CONT/PEAK)	100W / 400W
CROSSOVER	HF: 4500Hz MF: 400Hz
DRIVE COMPONENTS	Three-way system using one 1" (2.54cm) Phenolic diaphragm compression driver, one 2" (5.08cm) Phenolic diaphragm compression driver and one 15" Fiber-composite cone woofer mated to a folded low frequency horn
HEIGHT	38.5" (97.8cm)
WIDTH	24.25" (61.6cm)
DEPTH	25.25" (64.1cm)
WEIGHT	175.5 lbs (79.7kg)
FINISH	Walnut, Cherry or Black Lacquer wood veneer

SHIPPING QUANTITY: Single

SHIPPING WEIGHT: 85 kg
187.5 lbs

PART NUMBER

1000996 (Walnut)

1000995 (Cherry)

1000979 (Black)

NOTES:

CORNWALL III

Initially introduced in 1959, the Cornwall speaker was designed to serve as a larger, full-range alternative to the Heresy when used as a center channel speaker between two widely spaced Klipschorns. This famed speaker, now dubbed the Cornwall III, is back and better than ever. The Cornwall delivers the full-range bass response of the Klipschorn® with sensitivity and output approaching the fully horn-loaded models. The Cornwall III now includes a riser-base, which was optional in previous versions.



FREQUENCY RESPONSE	34Hz-20kHz +/- 3dB
SENSITIVITY	102dB @ 2.83V/1 meter
IMPEDANCE	8 Ohms compatible
POWER HANDLING (CONT/PEAK)	100W / 400W
CROSSOVER	HF: 5000Hz MF: 800Hz
DRIVE COMPONENTS	Three-way system using one 1" (2.54cm) Titanium diaphragm compression driver, one 1.75" (3.81cm) Titanium diaphragm compression driver and one 15" (38.1cm) Fiber composite cone woofer
HEIGHT	35.75" (90.81cm)
WIDTH	25.31" (64.29cm)
DEPTH	15.5" (39.37cm)
WEIGHT	98 lbs (44.5kg)
FINISH	Walnut, Cherry or Black Lacquer wood veneer

SHIPPING QUANTITY: Single

SHIPPING WEIGHT: 47.6 kg
105 lbs

PART NUMBER

1007874 (Walnut)

1007875 (Cherry)

1007872 (Black)

NOTES:

FORTE III

First introduced in 1985, the Forte quickly established itself as the most popular Klipsch Heritage model. The elegant design and outstanding performance made the Forte a standout among its competitors in the industry for over a decade. In 2017, Klipsch re-introduced the Forte with upgraded cosmetics, a new midrange horn & compression driver, and a re-designed 12" woofer & 15" passive radiator. The new Forte III still maintains all the original charm that made this loudspeaker so popular - But it now uses the latest technology that really brings the Forte III into the 21st century.



NEW

FREQUENCY RESPONSE	38Hz-20kHz +/- 3dB
SENSITIVITY	99dB @ 2.83V/1 meter
IMPEDANCE	8 Ohms compatible
POWER HANDLING (CONT/PEAK)	100W / 400W
CROSSOVER	HF: 650Hz MF: 5.2kHz
DRIVE COMPONENTS	Three-way system using one 1" (2.54cm) K-103 Titanium diaphragm compression tweeter, one 1.75" (4.45cm) K-70 Titanium diaphragm compression driver, one 12" (30.5cm) K-281 Fiber composite cone woofer and one 15" (38.1cm) KD-15 rear-mounted passive radiator
HEIGHT	35.75" (90.81cm)
WIDTH	16.5" (41.9cm)
DEPTH	13" (33cm)
WEIGHT	65 lbs (29.5kg)
FINISH	American Walnut, Natural Cherry, Black Lacquer or Distressed Oak

SHIPPING QUANTITY: Single

SHIPPING WEIGHT: 31.75 kg
70 lbs

PART NUMBER

1064222 (American Walnut)

1064223 (Natural Cherry)

1064232 (Black Lacquer)

1064231 (Distressed Oak)

NOTES:

HERESY® III

Because of its relatively "compact" size, this model offers the greatest degree of placement flexibility in the Heritage Series line. First introduced in 1957, the Heresy®, a three-way design, started out as a compact center channel speaker to accompany the Klipschorn in three-speaker stereo arrays. In 1985, we made some changes and improvements to this model and re-released it as the Heresy II. Today, the new Heresy III has a more powerful woofer, a bi-wire network, and a titanium diaphragm tweeter with a larger magnet assembly. The midrange compression driver also features a new titanium diaphragm.



FREQUENCY RESPONSE	58Hz-20kHz +/- 3dB
SENSITIVITY	99db @ 2.83V/1 meter
IMPEDANCE	8 Ohms compatible
POWER HANDLING (CONT/PEAK)	100W / 400W
CROSSOVER	HF: 5000Hz MF: 850Hz
DRIVE COMPONENTS	Three-way system using one 1" (2.54cm) Titanium diaphragm compression driver, one 1.75" (3.81cm) Titanium diaphragm compression driver and one 12" (30.48cm) Fiber composite cone woofer
HEIGHT	23.8" (60.5cm)
WIDTH	15.5" (39.37cm)
DEPTH	13.25" (33.66cm)
WEIGHT	44 lbs (20kg)
FINISH	Walnut, Cherry or Black Lacquer wood veneer

SHIPPING QUANTITY: Single

SHIPPING WEIGHT: 21.3 kg
47 lbs

PART NUMBER

1007423 (Walnut)

1007425 (Cherry)

1007424 (Black)

NOTES:



Klipsch® | COMPONENT
AUDIO

REFERENCE PREMIERE WITH DOLBY ATMOS®

Dolby Atmos is the greatest advancement in cinema and home theater technology since the introduction of surround sound. Audio comes from all directions, including overhead. You are literally inside all of the action. Klipsch proprietary speaker technologies are ideal for delivering the most immersive, dynamic Dolby Atmos listening experience. Controlled directivity and high-performance have been an integral part of Klipsch acoustic design principals since 1946. Your music and movies will never sound the same.



TOWERS



- Compressed molded rubber construction adds high frequency damping to reduce horn resonance
- Tractrix port for faster, cleaner low frequency output
- Titanium Linear Travel Suspension (LTS) tweeter minimizes distortion and enhances detail



- Titanium Linear Travel Suspension (LTS) tweeter minimizes distortion and enhances detail
- Spun copper Cerametallic cone woofer minimizes distortion
- Strong, magnetic, removable grille

RP-280FA DUAL 8" TOWER WITH BUILT-IN HEIGHT CHANNEL

MAIN CHANNEL	
FREQUENCY RESPONSE	32-25kHz +/- 3dB
SENSITIVITY	98dB @ 2.83V / 1m
POWER HANDLING (CONT/PEAK)	150W/600W
NOMINAL IMPEDANCE	8 Ohms Compatible
CROSSOVER FREQUENCY	1750Hz
HIGH FREQUENCY DRIVER	1" Titanium LTS Tweeter with Hybrid Cross-Section Tractrix Horn
LOW FREQUENCY DRIVER	Dual 8" Cerametallic Cone Woofers
ENCLOSURE MATERIAL	MDF
ENCLOSURE TYPE	Bass Reflex via rear-firing Tractrix port
INPUTS	Dual Binding Posts
HEIGHT	43" (109.22cm)
WIDTH	10.5" (26.67cm)
DEPTH	19" (48.26cm)
WEIGHT	71.75 lbs (32.5 kg)
FINISH	Walnut Wood Veneer, Ebony Vinyl or Cherry Vinyl

HEIGHT CHANNEL	
FREQUENCY RESPONSE	Conforms to Dolby Atmos Specification
SENSITIVITY	Conforms to Dolby Atmos Specification
POWER HANDLING (CONT/PEAK)	75W/300W
NOMINAL IMPEDANCE	8 Ohms Compatible
CROSSOVER FREQUENCY	2 kHz
HIGH FREQUENCY DRIVER	1" Titanium LTS Tweeter with Hybrid Cross-Section Tractrix Horn
LOW FREQUENCY DRIVER	6.5" Cerametallic Cone Woofer
ENCLOSURE MATERIAL	MDF
ENCLOSURE TYPE	Acoustic Suspension
INPUTS	Single Binding Posts

SHIPPING QUANTITY: Single

SHIPPING WEIGHT: 39.5 kg
87 lbs

PART NUMBER

1062557 (Ebony Vinyl)

1063347 (Cherry Vinyl)

1062293 (Walnut)

NOTES:

ELEVATION SPEAKERS



- Adds Dolby Atmos® experience to any tower/monitor speaker
- Compressed molded rubber construction adds high frequency damping to reduce horn resonance
- Linear travel suspension (LTS) tweeter minimizes distortion and enhances detail

RP-140SA 4" ELEVATION SPEAKERS

FREQUENCY RESPONSE	Conforms to Dolby Atmos Specification
SENSITIVITY	Conforms to Dolby Atmos Specification
POWER HANDLING (CONT/PEAK)	50W/200W
NOMINAL IMPEDANCE	8 Ohms Compatible
CROSSOVER FREQUENCY	2 kHz
HIGH FREQUENCY DRIVER	1" Titanium LTS Tweeter with Hybrid Cross-Section Tractrix Horn
LOW FREQUENCY DRIVER	4" Cerametallic Cone Woofers
ENCLOSURE MATERIAL	MDF
ENCLOSURE TYPE	Acoustic Suspension
INPUTS	Single Binding Posts
HEIGHT	7" (17.78cm)
WIDTH	6" (15.24cm)
DEPTH	11.25" (28.56cm)
WEIGHT	7.6 lbs (3.4 kg)
FINISH	Brushed Black Polymer Veneer

SHIPPING QUANTITY: Pair

SHIPPING WEIGHT: 9 kg
19.99 lbs

PART NUMBER

1062295

NOTES:

REFERENCE PREMIERE SPEAKERS

We had a mission for the brand new Klipsch Reference Premiere home theater system: blow the doors off the expectations of our loyal following, and get our fans so close to their music they can touch it. We have melded our engineering expertise and state of the art technology together to produce home theater speakers that will have people falling in love with their music again!



TOWERS



- Compressed molded rubber construction adds high frequency damping to reduce horn resonance
- Tractrix port for faster, cleaner low frequency output
- Titanium Linear Travel Suspension (LTS) tweeter minimizes distortion and enhances detail

RP-280F DUAL 8" TOWER

FREQUENCY RESPONSE	32Hz - 24 kHz +/- 3dB
SENSITIVITY	98dB @ 2.83V / 1m
POWER HANDLING (CONT/PEAK)	150W / 600W
NOMINAL IMPEDANCE	8 Ohms Compatible
CROSSOVER FREQUENCY	1750Hz
HIGH FREQUENCY DRIVER	1" Titanium LTS Tweeter with Hybrid Cross-Section Tractrix® Horn
LOW FREQUENCY DRIVER	Dual 8" Cerametallic Cone Woofers
ENCLOSURE MATERIAL	MDF
ENCLOSURE TYPE	Bass Reflex via rear-firing Tractrix port
INPUTS	Dual binding posts / bi-wire / bi-amp
HEIGHT	43.06" (109.4cm)
WIDTH	10.55" (26.8cm)
DEPTH	18.32" (46.5cm)
WEIGHT	62.5 lbs (28.35 kg)
FINISH	Ebony, Cherry

SHIPPING QUANTITY: Single

SHIPPING WEIGHT: 33.1 kg
73 lbs

PART NUMBER

1060679 (Ebony)

1060680 (Cherry)

NOTES:



- Compressed molded rubber construction adds high frequency damping to reduce horn resonance
- Tractrix port for faster, cleaner low frequency output
- Titanium Linear Travel Suspension (LTS) tweeter minimizes distortion and enhances detail

RP-260F DUAL 6.5" TOWER

FREQUENCY RESPONSE	34-24kHz +/- 3dB
SENSITIVITY	97dB @ 2.83V / 1m
POWER HANDLING (CONT/PEAK)	125W/500W
NOMINAL IMPEDANCE	8 Ohms Compatible
CROSSOVER FREQUENCY	1800Hz
HIGH FREQUENCY DRIVER	1" Titanium LTS Tweeter with Hybrid Cross-Section Tractrix® Horn
LOW FREQUENCY DRIVER	Dual 6.5" Cerametallic Cone Woofers
ENCLOSURE MATERIAL	MDF
ENCLOSURE TYPE	Bass Reflex via dual rear-firing Tractrix ports
INPUTS	Dual binding posts / bi-wire / bi-amp
HEIGHT	39.6" (100.6cm)
WIDTH	9.01" (22.9cm)
DEPTH	17.65" (44.8cm)
WEIGHT	49.5 lbs (22.45 kg)
FINISH	Ebony, Cherry

SHIPPING QUANTITY: Single

SHIPPING WEIGHT: 27.2 kg
60 lbs

PART NUMBER

1060681 (Ebony)

1060682 (Cherry)

NOTES:



- Compressed molded rubber construction adds high frequency damping to reduce horn resonance
- Tractrix port for faster, cleaner low frequency output
- Titanium Linear Travel Suspension (LTS) tweeter minimizes distortion and enhances detail

RP-250F DUAL 5.25" TOWER

FREQUENCY RESPONSE	35 - 24kHz +/- 3dB
SENSITIVITY	96dB @ 2.83V / 1m
POWER HANDLING (CONT/PEAK)	100W/400W
NOMINAL IMPEDANCE	8 Ohms Compatible
CROSSOVER FREQUENCY	1800Hz
HIGH FREQUENCY DRIVER	1" Titanium LTS Tweeter with Hybrid Cross-Section Tractrix® Horn
LOW FREQUENCY DRIVER	Dual 5.25" Cerametallic Cone Woofers
ENCLOSURE MATERIAL	MDF
ENCLOSURE TYPE	Bass Reflex via dual rear-firing Tractrix ports
INPUTS	Dual binding posts / bi-wire / bi-amp
HEIGHT	36.10" (91.7cm)
WIDTH	7.87" (20.0 cm)
DEPTH	14.82" (37.7cm)
WEIGHT	37.6 lbs (17.06 kg)
FINISH	Ebony, Cherry

SHIPPING QUANTITY: Single

SHIPPING WEIGHT: 19.95 kg
44 lbs

PART NUMBER

1060683 (Ebony)

1060684 (Cherry)

NOTES:

MONITORS

RP-160M 6.5" MONITOR

FREQUENCY RESPONSE	43-24kHz +/- 3dB
SENSITIVITY	95dB @ 2.83V / 1m
POWER HANDLING (CONT/PEAK)	100W/400W
NOMINAL IMPEDANCE	8 Ohms Compatible
CROSSOVER FREQUENCY	1500Hz
HIGH FREQUENCY DRIVER	1" Titanium LTS Tweeter with Hybrid Cross-Section Tractrix® Horn
LOW FREQUENCY DRIVER	6.5" Cerametallic Cone Woofer
ENCLOSURE MATERIAL	MDF
ENCLOSURE TYPE	Bass Reflex via rear-firing Tractrix port
INPUTS	Dual binding posts/bi-wire/bi-amp
HEIGHT	16.67" (42.4cm)
WIDTH	8.81" (22.4cm)
DEPTH	12.86" (32.7cm)
WEIGHT	19.9 lbs (9.03 kg)
FINISH	Ebony, Cherry

SHIPPING QUANTITY: Pair

SHIPPING WEIGHT: 19.95 kg
44 lbs

PART NUMBER

1060685 (Ebony)

1060686 (Cherry)

NOTES:



- Compressed molded rubber construction adds high frequency damping to reduce horn resonance
- Tractrix port for faster, cleaner low frequency output
- Titanium Linear Travel Suspension (LTS) tweeter minimizes distortion and enhances detail

RP-150M 5.25" MONITOR

FREQUENCY RESPONSE	48-25kHz +/- 3dB
SENSITIVITY	93dB @ 2.83V / 1m
POWER HANDLING (CONT/PEAK)	75W/300W
NOMINAL IMPEDANCE	8 Ohms Compatible
CROSSOVER FREQUENCY	1500Hz
HIGH FREQUENCY DRIVER	1" Titanium LTS Tweeter with Hybrid Cross-Section Tractrix® Horn
LOW FREQUENCY DRIVER	5.25" Cerametallic Cone Woofer
ENCLOSURE MATERIAL	MDF
ENCLOSURE TYPE	Bass Reflex via rear-firing Tractrix port
INPUTS	Single binding posts
HEIGHT	14.57" (37.0cm)
WIDTH	7.67" (19.5cm)
DEPTH	10.67" (27.1 cm)
WEIGHT	14.7 lbs (6.67 kg)
FINISH	Ebony, Cherry

SHIPPING QUANTITY: Pair

SHIPPING WEIGHT: 14.5 kg
32 lbs

PART NUMBER

1060687 (Ebony)

1060688 (Cherry)

NOTES:



- Compressed molded rubber construction adds high frequency damping to reduce horn resonance
- Tractrix port for faster, cleaner low frequency output
- Titanium Linear Travel Suspension (LTS) tweeter minimizes distortion and enhances detail

CENTERS



- Compressed molded rubber construction adds high frequency damping to reduce horn resonance
- Tractrix port for faster, cleaner low frequency output
- Titanium Linear Travel Suspension (LTS) tweeter minimizes distortion and enhances detail

RP-450CA QUAD 5.25" CENTER

FREQUENCY RESPONSE	58-25kHz +/- 3dB
SENSITIVITY	97dB @ 2.83V / 1m
POWER HANDLING (CONT/PEAK)	150W/600W
NOMINAL IMPEDANCE	8 Ohms Compatible
CROSSOVER FREQUENCY	500Hz/1500Hz
HIGH FREQUENCY DRIVER	1" Titanium LTS Tweeter with Hybrid Cross-Section Tractrix Horn
LOW FREQUENCY DRIVER	Quad 5.25" Cerametallic Cone Woofers
ENCLOSURE MATERIAL	MDF
ENCLOSURE TYPE	Bass Reflex via rear-firing Tractrix port
INPUTS	Single Binding Posts
HEIGHT	6.81" (17.3cm)
WIDTH	31.13" (79.1cm)
DEPTH	14.51" (36.8cm)
WEIGHT	35.7 lbs (16.19 kg)
FINISH	Walnut Wood Veneer

SHIPPING QUANTITY: Single

SHIPPING WEIGHT: 18.6 kg
41 lbs

PART NUMBER

1062297 (Walnut)

NOTES:



- Compressed molded rubber construction adds high frequency damping to reduce horn resonance
- Tractrix port for faster, cleaner low frequency output
- Titanium Linear Travel Suspension (LTS) tweeter minimizes distortion and enhances detail

RP-450C QUAD 5.25" CENTER

FREQUENCY RESPONSE	58-25kHz +/- 3dB
SENSITIVITY	97dB @ 2.83V / 1m
POWER HANDLING (CONT/PEAK)	150W/600W
NOMINAL IMPEDANCE	8 Ohms Compatible
CROSSOVER FREQUENCY	500Hz/1500Hz
HIGH FREQUENCY DRIVER	1" Titanium LTS Tweeter with Hybrid Cross-Section Tractrix® Horn
LOW FREQUENCY DRIVER	Quad 5.25" Cerametallic Cone Woofers
ENCLOSURE MATERIAL	MDF
ENCLOSURE TYPE	Bass Reflex via rear-firing Tractrix port
INPUTS	Single Binding Posts
HEIGHT	6.81" (17.3cm)
WIDTH	31.13" (79.1cm)
DEPTH	14.51" (36.8cm)
WEIGHT	35.7 lbs (16.19 kg)
FINISH	Ebony, Cherry

SHIPPING QUANTITY: Single

SHIPPING WEIGHT: 18.6 kg
41 lbs

PART NUMBER

1060689 (Ebony)

1060690 (Cherry)

NOTES:



- Compressed molded rubber construction adds high frequency damping to reduce horn resonance
- Tractrix port for faster, cleaner low frequency output
- Titanium Linear Travel Suspension (LTS) tweeter minimizes distortion and enhances detail

RP-440C QUAD 4" CENTER

FREQUENCY RESPONSE	59-25kHz +/- 3dB
SENSITIVITY	97dB @ 2.83V / 1m
POWER HANDLING (CONT/PEAK)	150W/600W
NOMINAL IMPEDANCE	8 Ohms Compatible
CROSSOVER FREQUENCY	500Hz/1500Hz
HIGH FREQUENCY DRIVER	1" Titanium LTS Tweeter with Hybrid Cross-Section Tractrix® Horn
LOW FREQUENCY DRIVER	Quad 4" Cerametallic Cone Woofers
ENCLOSURE MATERIAL	MDF
ENCLOSURE TYPE	Bass reflex via dual front-firing ports
INPUTS	Single Binding Posts
HEIGHT	5.67" (14.4cm)
WIDTH	26" (66.0cm)
DEPTH	13.54" (34.4cm)
WEIGHT	28.9 lbs (13.11 kg)
FINISH	Ebony, Cherry

SHIPPING QUANTITY: Single

SHIPPING WEIGHT: 14.5 kg
32 lbs

PART NUMBER

1060691 (Ebony)

1060692 (Cherry)

NOTES:



- Compressed molded rubber construction adds high frequency damping to reduce horn resonance
- Tractrix port for faster, cleaner low frequency output
- Titanium Linear Travel Suspension (LTS) tweeter minimizes distortion and enhances detail

RP-250C DUAL 5.25" CENTER

FREQUENCY RESPONSE	60-25kHz +/- 3dB
SENSITIVITY	96dB @ 2.83V / 1m
POWER HANDLING (CONT/PEAK)	125W/500W
NOMINAL IMPEDANCE	8 Ohms Compatible
CROSSOVER FREQUENCY	1800Hz
HIGH FREQUENCY DRIVER	1" Titanium LTS Tweeter with Hybrid Cross-Section Tractrix® Horn
LOW FREQUENCY DRIVER	Dual 5.25" Cerametallic Cone Woofers
ENCLOSURE MATERIAL	MDF
ENCLOSURE TYPE	Bass reflex via dual front-firing ports
INPUTS	Single Binding Posts
HEIGHT	6.81" (17.3cm)
WIDTH	18.5" (47.0cm)
DEPTH	9.96" (25.3cm)
WEIGHT	18.4 lbs (8.35 kg)
FINISH	Ebony, Cherry

SHIPPING QUANTITY: Single

SHIPPING WEIGHT: 9.5 kg
21 lbs

PART NUMBER

1060693 (Ebony)

1060694 (Cherry)

NOTES:

SURROUNDS



- Compressed molded rubber construction adds high frequency damping to reduce horn resonance
- Tractrix port for faster, cleaner low frequency output
- Titanium Linear Travel Suspension (LTS) tweeter minimizes distortion and enhances detail

RP-250S DUAL 5.25" SURROUND

FREQUENCY RESPONSE	58-25kHz +/- 3dB
SENSITIVITY	95dB @ 2.83V / 1m
POWER HANDLING (CONT/PEAK)	100W/400W
NOMINAL IMPEDANCE	8 Ohms Compatible
CROSSOVER FREQUENCY	1400Hz
HIGH FREQUENCY DRIVER	Dual 1" Titanium LTS Tweeters with Hybrid Tractrix Horns
LOW FREQUENCY DRIVER	Dual 5.25" Cerametallic Woofers
ENCLOSURE MATERIAL	MDF
ENCLOSURE TYPE	Sealed
INPUTS	Single Binding Posts
HEIGHT	13.5" (34.3cm)
WIDTH	12" (30.5cm)
DEPTH	7.92" (20.1cm)
WEIGHT	15.7 lbs (7.12 kg)
FINISH	Black

SHIPPING QUANTITY: Single

SHIPPING WEIGHT: 8.16 kg
18 lbs

PART NUMBER

1060695

NOTES:



- Compressed molded rubber construction adds high frequency damping to reduce horn resonance
- Tractrix port for faster, cleaner low frequency output
- Titanium Linear Travel Suspension (LTS) tweeter minimizes distortion and enhances detail

RP-240S DUAL 4" SURROUND

FREQUENCY RESPONSE	62-25kHz +/- 3dB
SENSITIVITY	93dB @ 2.83V / 1m
POWER HANDLING (CONT/PEAK)	75W/300W
NOMINAL IMPEDANCE	8 Ohms Compatible
CROSSOVER FREQUENCY	1500Hz
HIGH FREQUENCY DRIVER	Dual 1" Titanium LTS Tweeters with Hybrid Tractrix Horns
LOW FREQUENCY DRIVER	Dual 4" Cerametallic Cone Woofers
ENCLOSURE MATERIAL	MDF
ENCLOSURE TYPE	Sealed
INPUTS	Single Binding Posts
HEIGHT	11.61" (29.5cm)
WIDTH	10.38" (26.4cm)
DEPTH	6.93" (17.6cm)
WEIGHT	13.2 lbs (5.99 kg)
FINISH	Black

SHIPPING QUANTITY: Single

SHIPPING WEIGHT: 6.8 kg
15 lbs

PART NUMBER

1060696

NOTES:

REFERENCE II SPEAKERS

Since 1999, the Reference Series has been a force to be reckoned with. In its fifth generation, these speakers combine high-end materials, handcrafted precision and innovative technology. In fact, this sophisticated series reproduces unforgettable music and movie soundtracks with complete accuracy and astonishing realism. Reference II speakers boast enhanced features, including re-engineered drivers and a new crossover system, to capture your attention and excite your emotions.



TOWERS



RF-7 II DUAL 10" TOWER

FREQUENCY RESPONSE	30Hz - 24 kHz +/- 3dB
SENSITIVITY	101dB @ 2.83V / 1m
POWER HANDLING (CONT/PEAK)	250W / 1000W
NOMINAL IMPEDANCE	8 Ohms Compatible
CROSSOVER FREQUENCY	1200 Hz
HIGH FREQUENCY DRIVER	1.75" Titanium diaphragm compression driver mated to 90° x 60° square Tractrix Horn
LOW FREQUENCY DRIVER	Two 10" Cerametallic cone woofers
ENCLOSURE TYPE	Bass-reflex via dual rear-firing ports
INPUTS	Dual binding posts / bi-wire / bi-amp
HEIGHT	48.5" (123.3cm)
WIDTH	11.6" (29.5cm)
DEPTH	16.3" (41.5cm)
WEIGHT	87.1 lbs (39.5kg)
FINISH	Black Ash, Medium Cherry furniture grade wood veneer

SHIPPING QUANTITY: Single

SHIPPING WEIGHT: 43.5 kg
96 lbs

PART NUMBER

1011841 (Black)

1011842 (Medium Cherry)

NOTES:

- Fills large rooms with movie theater/concert quality sound
- Dual 10" high output Cerametallic woofers with premium cast aluminum baskets
- Designed and made in the USA with domestic and imported components

CENTERS



RC-64 II QUAD 6.5" CENTER

FREQUENCY RESPONSE	59Hz - 24 kHz +/- 3dB
SENSITIVITY	99dB @ 2.83V / 1m
POWER HANDLING (CONT/PEAK)	200W / 800W
NOMINAL IMPEDANCE	8 Ohms Compatible
CROSSOVER FREQUENCY	1400 Hz
HIGH FREQUENCY DRIVER	1.75" Titanium diaphragm compression driver mated to 90° x 60° square Tractrix Horn
LOW FREQUENCY DRIVER	Quad 6.5" Cerametallic cone woofers
ENCLOSURE TYPE	Sealed
INPUTS	Dual binding posts / bi-wire / bi-amp
HEIGHT	8" (20.3cm)
WIDTH	35.8" (91cm)
DEPTH	13" (33cm)
WEIGHT	51.8 lbs (23.5 kg)
FINISH	Black Ash, Medium Cherry furniture grade wood veneer

SHIPPING QUANTITY: Single

SHIPPING WEIGHT: 26.3 kg
58 lbs

PART NUMBER

1011861 (Black)

1011862 (Medium Cherry)

NOTES:

- Tractrix® Horn for clean, natural sound
- Linear travel suspension (LTS) minimizes distortion and enhances detail
- Matching center speaker to the RF-7 II
- Designed and made in the USA with domestic and imported components

REFERENCE SPEAKERS

The Klipsch Reference home theater speaker systems embody the same advanced acoustic engineering, inspired industrial design and quality materials as its iconic predecessors in the current Reference II series, delivering a legendary, powerful sonic signature at an affordable price. These Reference Series systems capture every detail and bring movies and music to life using our exclusive Tractrix® Horn technology, Linear Travel Suspension (LTS) tweeters, copper-spun Injection Molded Graphite (IMG) woofers, and exclusive Wide Dispersion Surround Technology (WDST).



TOWERS



- Fills medium to large rooms with powerful, lifelike performances
- 90 x 90 Tractrix® Horn for clean, natural sound



- 90 x 90 Tractrix® Horn for clean, natural sound
- Front firing Tractrix port
- Strong, flexible, removable grille

R-28F DUAL 8" TOWER

FREQUENCY RESPONSE	35Hz - 24kHz +/- 3dB
SENSITIVITY	98dB
POWER HANDLING (CONT/PEAK)	150W/600W
NOMINAL IMPEDANCE	8 Ohms Compatible
LOW FREQUENCY EXTENSION	32Hz
CROSSOVER FREQUENCY	1800Hz
HIGH FREQUENCY DRIVER	1" (2.54cm) Aluminum diaphragm compression driver mated to 90° x 90° square Tractrix® Horn
LOW FREQUENCY DRIVER	Dual 8" (20.3cm), copper spun magnetically shielded IMG woofers
ENCLOSURE MATERIAL	MDF
ENCLOSURE TYPE	Bass-reflex via front-firing port
INPUTS	Dual binding posts / bi-wire / bi-amp
HEIGHT	42" (106.6cm)
WIDTH	9.5" (24.1cm)
DEPTH	15.7" (39.8 cm)
WEIGHT	56.67 lbs (25.68kg)
FINISH	Brushed Black Polymer Veneer

SHIPPING QUANTITY: Single

SHIPPING WEIGHT: 30 kg
66.1 lbs

PART NUMBER

1060672

NOTES:

R-26F DUAL 6.5" TOWER

FREQUENCY RESPONSE	38Hz - 24kHz +/- 3dB
SENSITIVITY	97dB
POWER HANDLING (CONT/PEAK)	100W/400W
NOMINAL IMPEDANCE	8 Ohms Compatible
LOW FREQUENCY EXTENSION	35Hz
CROSSOVER FREQUENCY	1800Hz
HIGH FREQUENCY DRIVER	1" (2.54cm) Aluminum diaphragm compression driver mated to 90° x 90° square Tractrix® Horn
LOW FREQUENCY DRIVER	Dual 6.5" (16.5cm), copper spun magnetically shielded IMG woofers
ENCLOSURE MATERIAL	MDF
ENCLOSURE TYPE	Bass-reflex via front-firing port
INPUTS	Dual binding posts / bi-wire / bi-amp
HEIGHT	39" (99.1 cm)
WIDTH	13.5" (34.5cm)
DEPTH	7.8" (19.8cm)
WEIGHT	41.9 lbs (19.02kg)
FINISH	Brushed Black Polymer Veneer

SHIPPING QUANTITY: Single

SHIPPING WEIGHT: 21.5 kg
47.4 lbs

PART NUMBER

1060673

NOTES:



- 90 x 90 Tractrix® Horn for clean, natural sound
- Linear travel suspension (LTS) minimizes distortion and enhances detail
- Strong, flexible, removable grille

R-24F DUAL 4.5" TOWER

FREQUENCY RESPONSE	45Hz - 24kHz +/- 3dB
SENSITIVITY	95dB
POWER HANDLING (CONT/PEAK)	75W RMS /300W Peak
NOMINAL IMPEDANCE	8 Ohms Compatible
LOW FREQUENCY EXTENSION	35Hz
CROSSOVER FREQUENCY	1800Hz
HIGH FREQUENCY DRIVER	1" (2.54cm) Aluminum diaphragm compression driver mated to 90° x 90° square Tractrix® Horn
LOW FREQUENCY DRIVER	Dual 4.5" (25.4cm) IMG woofers
ENCLOSURE MATERIAL	MDF
ENCLOSURE TYPE	Bass-reflex via front-firing port
INPUTS	Dual binding posts / bi-wire / bi-amp
HEIGHT	34.75" (88.27cm) with feet
WIDTH	6.5" (16.51cm)
DEPTH	10" (25.4cm) with grille
WEIGHT	25lbs (11.34 kg)
FINISH	Brushed Black Polymer Veneer

SHIPPING QUANTITY: Single

SHIPPING WEIGHT: 13.6 kg
30 lbs

PART NUMBER

1060674

NOTES:

MONITORS



- Fills small to medium rooms with powerful, lifelike performances
- Linear travel suspension (LTS) minimizes distortion and enhances detail
- 90 x 90 Tractrix® Horn for clean, natural sound

R-15M 5.25" MONITORS

FREQUENCY RESPONSE	62Hz - 24kHz +/- 3dB
SENSITIVITY	94dB
POWER HANDLING (CONT/PEAK)	85W/340W
NOMINAL IMPEDANCE	8 Ohms Compatible
LOW FREQUENCY EXTENSION	54Hz
CROSSOVER FREQUENCY	1800Hz
HIGH FREQUENCY DRIVER	1" (2.54cm) Aluminum diaphragm compression driver mated to 90° x 90° square Tractrix® Horn
LOW FREQUENCY DRIVER	5.25" (13.3cm), copper spun magnetically shielded IMG woofer
ENCLOSURE MATERIAL	MDF
ENCLOSURE TYPE	Bass-reflex via rear-firing port
INPUTS	Single binding posts
HEIGHT	12.5" (31.8cm)
WIDTH	8.11" (20.6cm)
DEPTH	7" (17.8cm)
WEIGHT	10.3 lbs (4.67 kg)
FINISH	Brushed Black Polymer Veneer

SHIPPING QUANTITY: Pair

SHIPPING WEIGHT: 10.7 kg
23.6 lbs

PART NUMBER

1060675

NOTES:



- Fills small to medium rooms with powerful, lifelike performances
- Linear travel suspension minimizes distortion
- 90 x 90 Tractrix® Horn

R-14M 4" MONITORS

FREQUENCY RESPONSE	64 Hz - 24 kHz +/- 3dB
SENSITIVITY	90dB
POWER HANDLING (CONT/PEAK)	50W/200W
NOMINAL IMPEDANCE	8 Ohms Compatible
LOW FREQUENCY EXTENSION	58Hz
CROSSOVER FREQUENCY	2250Hz
HIGH FREQUENCY DRIVER	.75" (2.54cm) Aluminum diaphragm compression driver mated to 90° x 90° square Tractrix® Horn
LOW FREQUENCY DRIVER	4" (10.2cm) copper spun magnetically shielded IMG woofer
ENCLOSURE MATERIAL	MDF
ENCLOSURE TYPE	Bass-reflex via rear-firing port
INPUTS	Single binding posts
HEIGHT	9.75" (24.8cm)
WIDTH	5.88" (14.9cm)
DEPTH	7.5" (19.1cm)
WEIGHT	7.13 lbs (3.2kg)
FINISH	Brushed Black Polymer Veneer

SHIPPING QUANTITY: Pair

SHIPPING WEIGHT: 7.4 kg
16.31 lbs

PART NUMBER

1061247

NOTES:

CENTERS



- Fills rooms with powerful, lifelike performances
- 90 x 90 Tractrix® Horn

R-25C DUAL 5.25" CENTER

FREQUENCY RESPONSE	82 Hz - 24 kHz +/- 3dB
SENSITIVITY	98dB
POWER HANDLING (CONT/PEAK)	100W/400W
NOMINAL IMPEDANCE	8 Ohms Compatible
LOW FREQUENCY EXTENSION	74Hz
CROSSOVER FREQUENCY	1800Hz
HIGH FREQUENCY DRIVER	1" (2.54cm) Aluminum diaphragm compression driver mated to 90° x 90° square Tractrix® Horn
LOW FREQUENCY DRIVER	Dual 5.25" (13.3cm), copper spun magnetically shielded IMG woofers
ENCLOSURE MATERIAL	MDF
ENCLOSURE TYPE	Bass-reflex
INPUTS	Single binding posts
HEIGHT	7.25" (184.2cm)
WIDTH	18.75" (47.6 cm)
DEPTH	7.25" (18.42cm)
WEIGHT	14.8 lbs (6.73kg)
FINISH	Brushed Black Polymer Veneer

SHIPPING QUANTITY: Single

SHIPPING WEIGHT: 7.5 kg
16.6 lbs

PART NUMBER

1060677

NOTES:

SURROUNDS



- Fills rooms with powerful surround sound effects
- Linear travel suspension (LTS) minimizes distortion

R-14S 4" SURROUNDS

FREQUENCY RESPONSE	83 Hz - 24 kHz +/- 3dB
SENSITIVITY	89dB
POWER HANDLING (CONT/PEAK)	50W/200W
NOMINAL IMPEDANCE	8 Ohms Compatible
LOW FREQUENCY EXTENSION	78Hz
CROSSOVER FREQUENCY	2200Hz
HIGH FREQUENCY DRIVER	Dual 1" (2.54cm) Aluminum diaphragm compression driver mated to 90° x 90° square Tractrix® Horn
LOW FREQUENCY DRIVER	4" (10.2cm) copper spun IMG woofer
ENCLOSURE MATERIAL	MDF
ENCLOSURE TYPE	Sealed (WST)
INPUTS	Single binding posts
HEIGHT	6.66" (16.9cm)
WIDTH	15" (38.1cm)
DEPTH	6.5" (16.5cm)
WEIGHT	8 lbs (3.6kg)
FINISH	Brushed Black Polymer Veneer

SHIPPING QUANTITY: Pair

SHIPPING WEIGHT: 8.4 kg
18.5 lbs

PART NUMBER

1060678

NOTES:

REFERENCE PREMIERE SUBWOOFERS

Reference Premiere subwoofers boast spun-copper Cerametallic woofers that are exceptionally rigid - providing remarkably low-frequency response with minimal cone breakup and distortion. Basically, more boom, less effort. Low pass crossover and phase control allows you to blend the subwoofer's low-frequency tones with other Klipsch speakers as well as establish the ideal level of bass. Get a smooth, even dispersion of bass that suits your room size and layout.



- All-digital amplifier delivers 800 watts of dynamic power
- Front-firing slot port with exclusive internal flare technology
- For a simple wireless connection, add an optional Klipsch WA-2 Wireless Subwoofer Kit

R-115SW 15" SUBWOOFER

FREQUENCY RESPONSE	18 Hz - 125 Hz +/- 3dB
MAXIMUM ACOUSTIC OUTPUT	122dB
AMPLIFIER	All digital
AMPLIFIER POWER	400W / 800W
DRIVE COMPONENTS	15" (38.1 cm) long-throw copper spun cerametallic, front-firing woofer
ENCLOSURE MATERIAL	MDF
ENCLOSURE TYPE	Bass Reflex
INPUTS	L/R line-level/LFE RCA jacks, Wireless WA-2 Port
HEIGHT	21.5" (54.61cm)
WIDTH	19.5" (49.53cm)
DEPTH	22.3" (56.64cm)
WEIGHT	75.4 lbs (34.2kg)
FINISH	Brushed Black Polymer Veneer
FEATURES	Gain, Lowpass, Phase, Auto Power
PHASE	Switchable 0-180 degrees

SHIPPING QUANTITY: Single

SHIPPING WEIGHT: 35.8 kg
79 lbs

PART NUMBER

1060701 (120V)(NA)

1060942 (230V)(CE)

1061468 (CCC)

NOTES:

R-112SW 12" SUBWOOFER

FREQUENCY RESPONSE	24 Hz - 125 Hz +/- 3dB
MAXIMUM ACOUSTIC OUTPUT	118dB
AMPLIFIER	All digital
AMPLIFIER POWER	300W / 600W
DRIVE COMPONENTS	12" (30.5 cm) long-throw copper spun cerametallic, front-firing woofer
ENCLOSURE MATERIAL	MDF
ENCLOSURE TYPE	Bass Reflex
INPUTS	L/R line-level/LFE RCA jacks, Wireless WA-2 Port
HEIGHT	17.38" (41.4cm)
WIDTH	15.5" (39.37cm)
DEPTH	18.25" (46.36cm)
WEIGHT	48.75 lbs (22.1kg)
FINISH	Brushed Black Polymer Veneer
FEATURES	Gain, Lowpass, Phase, Auto Power
PHASE	Switchable 0-180 degrees

SHIPPING QUANTITY: Single

SHIPPING WEIGHT: 25.2 kg
55.6 lbs

PART NUMBER

1060700 (120V) (NA)

1060941 (230V)(CE)

1061782 (AUS)

1061467 (CCC)

NOTES:



- All-digital amplifier delivers 600 watts of dynamic power
- Front-firing slot port with exclusive internal flare technology
- For a simple wireless connection, add an optional Klipsch WA-2 Wireless Subwoofer Kit



- All-digital amplifier delivers 450 watts of dynamic power
- Front-firing slot port with exclusive internal flare technology
- For a simple wireless connection, add an optional Klipsch WA-2 Wireless Subwoofer Kit

R-110SW 10" SUBWOOFER

FREQUENCY RESPONSE	27 Hz - 125 Hz +/- 3dB
MAXIMUM ACOUSTIC OUTPUT	114dB
AMPLIFIER	All digital
AMPLIFIER POWER	200W / 450W
DRIVE COMPONENTS	10" (25.4 cm) long-throw copper spun cerametallic, front-firing woofer
ENCLOSURE MATERIAL	MDF
ENCLOSURE TYPE	Bass Reflex
INPUTS	L/R line-level/LFE RCA jacks, Wireless WA-2 Port
HEIGHT	16.3" (41.4cm)
WIDTH	14.75" (37.37cm)
DEPTH	15.8" (40.13cm)
WEIGHT	39.25 lbs (17.8kg)
FINISH	Brushed Black Polymer Veneer
FEATURES	Gain, Lowpass, Phase, Auto Power
PHASE	Switchable 0-180 degrees

SHIPPING QUANTITY: Single

SHIPPING WEIGHT: 19.5 kg
43 lbs

PART NUMBER

1060699 (120V)(NA)

1060940 (230V)(CE)

1061781 (AUS)

1061466 (CCC)

NOTES:

WIRELESS KIT



- Allows for powerful bass extension with fewer wires
- Hassle-free setup
- Plug 'n play functionality
- Compatible with R-115SW, R-112SW and R110SW

WA-2 WIRELESS SUBWOOFER KIT

FREQUENCY OF OPERATION	2.4 GHz ISM band
CHANNEL SELECTION	Automatic
SIGNAL RANGE	50 feet (15m)
FREQUENCY RESPONSE	15 Hz - 150 Hz +/- 3 dB

SHIPPING QUANTITY: Single

SHIPPING WEIGHT: 0.45 kg
1.01 lbs

PART NUMBER

1011669 (NA)

1013170 (CE)

WIRELESS SUBWOOFERS

NEW



- 2.4GHz wireless hi-fi pre-paired transmitter
- All-digital amplifier
- Low pass crossover and phase control

R-12SWi 12" FRONT-FIRING WIRELESS SUBWOOFER

FREQUENCY RESPONSE	29 Hz - 120 Hz +/- 3dB
MAXIMUM ACOUSTIC OUTPUT	116dB
AMPLIFIER	All digital
AMPLIFIER POWER	200W / 400W
DRIVE COMPONENTS	12" (30.5 cm) high excursion, IMG, front-firing woofer
ENCLOSURE MATERIAL	MDF
ENCLOSURE TYPE	Bass Reflex via rear-firing tube port
INPUTS	2.4GHz CD-quality wireless; Line-level/LFE RCA jacks
HEIGHT	16" (40.64cm) (16.5" with feet)
WIDTH	14" (35.56cm)
DEPTH	18.5" (47cm) (19.2" with grill)
WEIGHT	33 lbs (15kg)
FINISH	Brushed Black Polymer Veneer
POWER CORD	Detachable
PHASE	Switchable 0-180 degrees

SHIPPING QUANTITY: Single

SHIPPING WEIGHT: 17.2 kg
38 lbs

PART NUMBER

1063515 (120V)(NA)

1063516 (230V)(CE)

NOTES:

NEW



- 2.4GHz wireless hi-fi pre-paired transmitter
- All-digital amplifier
- Low pass crossover and phase control

R-10SWi 10" FRONT-FIRING WIRELESS SUBWOOFER

FREQUENCY RESPONSE	32 Hz - 120 Hz +/- 3dB
MAXIMUM ACOUSTIC OUTPUT	112dB
AMPLIFIER	All digital
AMPLIFIER POWER	150W / 300W
DRIVE COMPONENTS	10" (25.4 cm) high excursion, IMG, front-firing woofer
ENCLOSURE MATERIAL	MDF
ENCLOSURE TYPE	Bass Reflex
INPUTS	2.4GHz CD-quality wireless; Line-level/LFE RCA jacks
HEIGHT	14" (35.56cm) 14.5" with feet
WIDTH	12.5" (31.75cm)
DEPTH	15.7" (39.8cm) 16.4" with grille
WEIGHT	25.5 lbs (11.6kg)
FINISH	Brushed Black Polymer Veneer
FEATURES	Volume, Lowpass, Phase, Auto Power
POWER CORD	Detachable
PHASE	Switchable 0-180 degrees

SHIPPING QUANTITY: Single

SHIPPING WEIGHT: 13.6 kg
30 lbs

PART NUMBER

1063513 (120V)(NA)

1063514 (230V)(CE)

NOTES:

REFERENCE SUBWOOFERS

Prepare to be moved. Reference subwoofers are the perfect combination of power, sophistication and heart-pounding bass. Packing a serious punch, these subwoofers will not only wake your neighbors, they'll piss them off. The way only Klipsch can. Reference Subwoofers provide thunderous, detailed bass and create a solid foundation for any audio system.



- All-digital amplifier delivers 400 watts of dynamic power
- Equally impressive with music and movies
- Low pass crossover and phase control

R-12SW 12" SUBWOOFER

FREQUENCY RESPONSE	29 Hz - 120 Hz +/- 3dB
MAXIMUM ACOUSTIC OUTPUT	116dB
AMPLIFIER	All digital
AMPLIFIER POWER	200W / 400W
DRIVE COMPONENTS	12" (30.5 cm) high excursion, IMG, front-firing woofer
ENCLOSURE MATERIAL	MDF
ENCLOSURE TYPE	Bass Reflex
INPUTS	L/R line-level RCA jacks, L/R high level speaker binding posts
HEIGHT	16" (40.64cm) 16.5" with feet
WIDTH	14" (35.56cm)
DEPTH	18.5" (47 cm) 19.2" with grille
WEIGHT	33 lbs (15kg)
FINISH	Brushed Black Polymer Veneer
FEATURES	Volume, Lowpass, Phase, Auto Power
PHASE	Switchable 0-180 degrees

SHIPPING QUANTITY: Single

SHIPPING WEIGHT: 15.6 kg
34.4 lbs

PART NUMBER

1016571 (120V)(NA)

1060930 (230V)(CE)

1061731 (AUS)

1061465 (CCC)

1064142 (SAUK)

NOTES:



- All-digital amplifier delivers 300 watts of dynamic power
- Equally impressive with music and movies
- Low pass crossover and phase control

R-10SW 10" SUBWOOFER

FREQUENCY RESPONSE	32 Hz - 120 Hz +/- 3dB
MAXIMUM ACOUSTIC OUTPUT	112dB
AMPLIFIER	All digital
AMPLIFIER POWER	150W / 300W
DRIVE COMPONENTS	10" (25.4cm) high excursion, IMG, front-firing woofer
ENCLOSURE MATERIAL	MDF
ENCLOSURE TYPE	Bass Reflex
INPUTS	Line level/LFE RCA jacks
HEIGHT	14" (35.56 cm) 14.5" with feet
WIDTH	12.5" (31.75cm)
DEPTH	15.7" (39.8cm) 16.4" with grille
WEIGHT	25.5 lbs (11.6kg)
FINISH	Brushed Black Polymer Veneer
FEATURES	Volume, Lowpass, Phase, Auto Power
PHASE	Switchable 0-180 degrees

SHIPPING QUANTITY: Single

SHIPPING WEIGHT: 12.4 kg
27.3 lbs

PART NUMBER

1016570 (120V)(NA)

1060929 (230V)(CE)

1061730 (AUS)

1061464 (CCC)

1064141 (SAUK)

NOTES:



- All-digital amplifier delivers 150 watts with high efficiency
- Down-firing driver
- Low pass crossover and phase control

R-8SW 8" SUBWOOFER

FREQUENCY RESPONSE	38 Hz - 120 Hz +/- 3dB
MAXIMUM ACOUSTIC OUTPUT	108dB
AMPLIFIER	All digital
AMPLIFIER POWER	50W / 150W
DRIVE COMPONENTS	8" (20.3cm) high excursion, IMG, down-firing woofer
ENCLOSURE MATERIAL	MDF
ENCLOSURE TYPE	Bass Reflex via down-firing tube port
INPUTS	Line level/LFE RCA jacks
HEIGHT	13.25" (33.66 cm)
WIDTH	11.75" (29.85cm)
DEPTH	11.75" (29.85cm)
WEIGHT	15.0 lbs (6.8kg)
FINISH	Brushed Black Polymer Veneer
FEATURES	Volume, Lowpass, Phase, Auto Power
PHASE	Switchable 0-180 degrees

SHIPPING QUANTITY: Single

SHIPPING WEIGHT: 12.4 kg
27.3 lbs

PART NUMBER

1063511 (120V)(NA)

1063512 (230V)(CE)

NOTES:

KLIPSCH GALLERY® SERIES

Klipsch Gallery is a first class low-profile home audio solution, offering minimalist home theater system speakers that add beauty to any room. Combining powered and passive speaker product offerings, the series is a true manifestation of how audio and video content is and will be consumed in the future. With its modern-day aesthetic and legendary sonic signature, a new brand era begins.



SOUND BARS



- Low-profile home audio solution with left, right and center channel speakers contained in one sleek cabinet
- Accurate, non-fatiguing sound provides hours of listening pleasure
- Employs horn-loaded technology in an extremely thin speaker

G-42 3-CHANNEL PASSIVE LCR SOUND BAR

FREQUENCY RESPONSE	65 Hz - 24 kHz +/- 3dB
SENSITIVITY	92dB
POWER HANDLING (CONT/PEAK)	50W/200W
NOMINAL IMPEDANCE	8 Ohms Compatible
CROSSOVER FREQUENCY	2200Hz
HIGH FREQUENCY DRIVER	Three 1" (2.54cm) Titanium diaphragm compression drivers mated to 90° x 90° square Tractrix Horn
LOW FREQUENCY DRIVER	Four 3.5" (8.89cm) active long-throw IMG woofers (One each for left and right channels, two for center channel)
ENCLOSURE TYPE	Bass-reflex
INPUTS	Single wire 5-way binding posts (3 sets)
HEIGHT	6" (15.24cm)
WIDTH	42" (106.68cm)
DEPTH	2.4" (6.10cm)
WEIGHT	12 lbs (5.44 kg)
FINISH	High Gloss Black

SHIPPING QUANTITY: Single

SHIPPING WEIGHT: 8.3 kg
18.28 lbs

PART NUMBER

1012669

NOTES:

LCR SPEAKERS



- Low-profile home audio solution
- Accurate, non-fatiguing sound provides hours of listening pleasure
- Employs horn-loaded technology in an extremely thin speaker

G-28 QUAD 3.5" LCR

FREQUENCY RESPONSE	55 Hz - 24 kHz +/- 3dB
SENSITIVITY	94dB
POWER HANDLING (CONT/PEAK)	75W/300W
NOMINAL IMPEDANCE	8 Ohms Compatible
CROSSOVER FREQUENCY	2200Hz
HIGH FREQUENCY DRIVER	1" (2.54cm) Titanium diaphragm compression drivers mated to 90° x 90° square Tractrix Horn
LOW FREQUENCY DRIVER	Two 3.5" (8.89 cm) active long-throw IMG woofers, Four 3.5" (8.89 cm) passive IMG woofers
ENCLOSURE TYPE	Bass-reflex via passive radiators
INPUTS	Single wire 5-way binding posts
HEIGHT	28.5" (72.39cm)
WIDTH	6" (15.24cm)
DEPTH	2.4" (6.10cm)
WEIGHT	8 lbs (3.63 kg)
MOUNTING	Dual keyhole mounts, mounting bracket and template
FINISH	High Gloss Black

SHIPPING QUANTITY: Single

SHIPPING WEIGHT: 6.35 kg
14 lbs

PART NUMBER

1012670

NOTES:



- Low-profile home audio solution
- Accurate, non-fatiguing sound provides hours of listening pleasure
- Employs horn-loaded technology in an extremely thin speaker

G-16 DUAL 3.5" SPEAKER

FREQUENCY RESPONSE	67 Hz - 24 kHz +/- 3dB
SENSITIVITY	94dB
POWER HANDLING (CONT/PEAK)	75W/300W
NOMINAL IMPEDANCE	8 Ohms Compatible
CROSSOVER FREQUENCY	2200Hz
HIGH FREQUENCY DRIVER	1" (2.54cm) Titanium diaphragm compression driver mated to 90° x 90° square Tractrix Horn
LOW FREQUENCY DRIVER	Two 3.5" (8.89 cm) long-throw IMG woofers
ENCLOSURE TYPE	Bass-reflex
INPUTS	Single wire 5-way binding posts
HEIGHT	16" (40.64cm)
WIDTH	6" (15.24 cm)
DEPTH	2.4" (6.10cm)
WEIGHT	5.25 lbs (2.38 kg)
MOUNTING	Dual keyhole mounts
FINISH	High Gloss Black

SHIPPING QUANTITY: Single

SHIPPING WEIGHT: 4.6 kg
10.1 lbs

PART NUMBER

1012954

NOTES:



- Low-profile home audio solution
- Accurate, non-fatiguing sound provides hours of listening pleasure
- Employs horn-loaded technology in an extremely thin speaker

G-12 3.5" SPEAKER

FREQUENCY RESPONSE	69 Hz - 24 kHz +/- 3dB
SENSITIVITY	91dB
POWER HANDLING (CONT/PEAK)	50W/200W
NOMINAL IMPEDANCE	8 Ohms Compatible
CROSSOVER FREQUENCY	2200Hz
HIGH FREQUENCY DRIVER	1" (2.54cm) Titanium diaphragm compression driver mated to 90° x 90° square Tractrix Horn
LOW FREQUENCY DRIVER	3.5" (8.89 cm) long-throw IMG woofer
ENCLOSURE TYPE	Bass-reflex
INPUTS	Single wire 5-way binding posts
HEIGHT	12" (30.48cm)
WIDTH	6" (15.24 cm)
DEPTH	2.4" (6.10cm)
WEIGHT	3.75 lbs (1.7kg)
MOUNTING	Dual keyhole mounts
FINISH	High Gloss Black

SHIPPING QUANTITY: Single

SHIPPING WEIGHT: 3.4 kg
7.5 lbs

PART NUMBER

1012955

NOTES:

THX® ULTRA2™ SERIES

Utilizing the same professional-grade technology as our renowned commercial theater systems, every Klipsch THX® Ultra2 speaker brings real cinema sound to the comforts of home. Expertly delivering the raw explosiveness and fine detail of any film format, these products, which can be assembled in a variety of combinations, will forever shatter your expectations for home theater performance.



LCR SPEAKERS



- Front-firing port for low bass extension
- Top-of-the-line internal wiring
- Omni-Mount suspension points facilitate wall or ceiling mounting using standard hardware

KL-650-THX DUAL 6.5\"/>

FREQUENCY RESPONSE	48 Hz - 20 kHz +/- 3dB
SENSITIVITY	97dB
POWER HANDLING (CONT/PEAK)	150W/600W
NOMINAL IMPEDANCE	8 Ohms Compatible
CROSSOVER FREQUENCY	1400Hz
HIGH FREQUENCY DRIVER	1" (2.5cm) magnetically shielded, titanium-dome compression driver with 9.6 oz ceramic magnet structure with a 10" x 6" rectangular 90°x 60° Tractrix Horn
LOW FREQUENCY DRIVER	Two 6.5" (16.5cm) magnetically shielded, Cerametallic cone, cast aluminum frame woofers
ENCLOSURE MATERIAL	Medium density fiberboard (MDF)
ENCLOSURE TYPE	Bass reflex via front-firing port
INPUTS	Two sets of binding post speaker terminals (connected via bass strap jumpers)
HEIGHT	15" (38.1cm)
WIDTH	17" (43.2cm)
DEPTH	12.5" (31.8cm)
WEIGHT	39 lbs (17.7 kg)
MOUNTING	4-bolt pattern 1/4"-20 threaded inserts
FINISH	Galaxy Black cabinet with Black anodized aluminum fascia

SHIPPING QUANTITY: Single

SHIPPING WEIGHT: 20.6 kg
45.5 lbs

PART NUMBER

1010651 (Left)

1010650 (Right)



NOTES:



- Sealed enclosure
- Top-of-the-line internal wiring
- Omni-Mount suspension points facilitate wall or ceiling mounting using standard hardware

KL-525-THX DUAL 5.25\"/>

FREQUENCY RESPONSE	80 Hz - 20 kHz +/- 3dB
SENSITIVITY	94dB
POWER HANDLING (CONT/PEAK)	100W/400W
NOMINAL IMPEDANCE	8 Ohms Compatible
CROSSOVER FREQUENCY	1500Hz
HIGH FREQUENCY DRIVER	1" (2.5cm) magnetically shielded, titanium-dome compression driver with 9.6 oz ceramic magnet structure with a 10" x 6" rectangular 90°x 60° Tractrix Horn
LOW FREQUENCY DRIVER	Two 5.25" (13.3cm) magnetically shielded, Cerametallic cone, cast aluminum frame woofers
ENCLOSURE MATERIAL	Medium density fiberboard (MDF)
ENCLOSURE TYPE	Sealed
INPUTS	Two sets of binding post speaker terminals (connected via bass strap jumpers)
HEIGHT	12.75" (32.4cm)
WIDTH	16" (40.6cm)
DEPTH	12.5" (31.8cm)
WEIGHT	32 lbs (14.5kg)
MOUNTING	4-bolt pattern 1/4"-20 threaded inserts
FINISH	Galaxy Black cabinet with Black anodized aluminum fascia

SHIPPING QUANTITY: Single

SHIPPING WEIGHT: 20.6 kg
45.5 lbs

PART NUMBER

1010648



NOTES:

SURROUNDS



- Sealed enclosure
- Top-of-the-line internal wiring
- Omni-Mount suspension points facilitate wall or ceiling mounting using standard hardware

KS-525-THX DUAL 5.25" SURROUNDS

FREQUENCY RESPONSE	80 Hz - 20 kHz +/- 3dB
SENSITIVITY	96dB
POWER HANDLING (CONT/PEAK)	100W/400W
NOMINAL IMPEDANCE	8 Ohms Compatible
CROSSOVER FREQUENCY	2100Hz
HIGH FREQUENCY DRIVER	Two 1" (2.5cm) magnetically shielded, titanium-dome compression driver with 9.6 oz ceramic magnet structure with a 5" square 90°x 60° Tractrix Horn
LOW FREQUENCY DRIVER	Two 5.25" (13.3cm) magnetically shielded, Cerametallic cone, cast aluminum frame woofers
ENCLOSURE MATERIAL	Medium density fiberboard (MDF)
ENCLOSURE TYPE	Sealed
INPUTS	Two sets of binding post speaker terminals (connected via bass strap jumpers)
HEIGHT	13.75" (35cm)
WIDTH	13" (33cm)
DEPTH	8.5" (21.6cm)
WEIGHT	20 lbs (9.1kg)
MOUNTING	Dual keyholes and 2-bolt pattern 1/4"-20 threaded inserts
FINISH	Galaxy Black cabinet with Black anodized aluminum fascia

SHIPPING QUANTITY: Pair

SHIPPING WEIGHT: 20.3 kg
44.75 lbs

PART NUMBER

1010647



NOTES:

SUBWOOFER



- Front-firing port
- Top-of-the-line internal wiring

KW-120-THX 12" LCR SUBWOOFER

FREQUENCY RESPONSE	20 Hz - 200 Hz +/- 3dB
MAX ACOUSTIC OUTPUT	130dB @ 30Hz, 122dB @ 20Hz, 112dB @ 15Hz 1/8 space, 1 meter (2 enclosures side-by-side per THX Ultra2)
AMPLIFIER	Use only with KA-1000-THX
NOMINAL IMPEDANCE	8 Ohms Compatible
LOW FREQUENCY DRIVER	12" (30.5cm) front-firing, Cerametallic cone, cast aluminum frame drivers with a 240oz ceramic magnet structure
ENCLOSURE MATERIAL	Medium density fiberboard (MDF)
ENCLOSURE TYPE	Bass reflex via front-firing port
INPUTS	1 Speakon NL2 jack and included cable
HEIGHT	20.25" (51.4cm)
WIDTH	17.75" (45.1cm)
DEPTH	17.75" (31.8cm)
WEIGHT	80 lbs (36.3kg)
FINISH	Galaxy Black cabinet with Black anodized aluminum fascia

SHIPPING QUANTITY: Single

SHIPPING WEIGHT: 42.2 kg
93 lbs

PART NUMBER

1010649



NOTES:

SUBWOOFER AMPLIFIERS



- Delivers 1000 watts into a 4 Ohm load
- Can support two high performance subwoofers
- Finished in black with a machined aluminum front panel and knobs

KA-1000-THX THX CERTIFIED CLASS D SUBWOOFER AMPLIFIER

FREQUENCY RESPONSE	20 Hz - 1 kHz +/- 3dB
AMPLIFIER	High-Efficiency Class D
AMPLIFIER POWER	FTC Rated Power: 500W into 8 ohms, 1000W into 4 ohms, 20Hz-1kHz @ <1.5% THD Dynamic Power: 2050W into 8 ohms, 3025W into 4 ohms @ 5% THD
AUTO POWER ON	2 second ON delay, 15 minute off delay
LOW PASS CROSSOVER	Continuously variable from 40Hz-120Hz, 24dB/octave slope above 120z (non-THX mode)
INPUTS	2 Gold-plated RCA phono jacks
OUTPUTS	2 Gold-plated RCA phono jacks (unfiltered) 2 Speakon® NL2 jacks
DIMENSIONS	4.75" (12.1cm) H x 17.5" (44.5cm) W x 12.25" (31.1cm) D
FINISH	Black anodized aluminum
VOLTAGE	110/120 VAC 60Hz
EXPORT VOLTAGE	230 VAC 50/60Hz
FEATURES	THX On/Off Boundary Gain Compensation On/Off

SHIPPING QUANTITY: Single

SHIPPING WEIGHT: 14 kg
31 lbs

PART NUMBER

1060664 (CE)

1016569 (NA)

221200080011 (120V)(USA)

1008860 (230V)(CCC)



NOTES:

QUINTET HOME THEATER SYSTEM

When you're the best selling surround sound system of all time, performance means everything, and the fifth generation of the Klipsch Quintet doesn't disappoint. These home theater speakers utilize Tractrix horn technology and lightweight Aluminum drivers for crisp, clear and uncompromising sound quality. Comprised of four miniature speakers and a low-profile center channel the Klipsch Quintet home theater system incorporates decades of class-leading research and development experience. In fact it applies the same cutting-edge technology that's found in our professional cinema products.



- Four miniature speakers with one low-profile center speaker
- Built on class-leading research and development
- High-performance sonic clarity
- Incredible surround sound detail

QUINTET HOME THEATER SYSTEM

FREQUENCY RESPONSE	Satellite: 120Hz-23kHz +/- 3dB Center: 120Hz-23kHz +/- 3dB
SENSITIVITY	Satellite: 91dB Center: 94dB
POWER HANDLING (CONT/PEAK)	Satellite: 50 watts (200 watts peak) Center: 75 watts (300 watts peak)
NOMINAL IMPEDANCE	8 Ohms Compatible
CROSSOVER FREQUENCY	Satellite: 3200Hz Center: 3200Hz
HIGH FREQUENCY DRIVER	One .75" (1.9 cm) neodymium magnet compression driver with a 90° x 90° Square Tractrix Horn
LOW FREQUENCY DRIVER	One 3.5" (8.9cm) Long-Throw IMG Woofer (Two on center)
ENCLOSURE TYPE	Bass-reflex via rear-firing port
HEIGHT	Satellite: 7.5" (19cm) Center: 4.9" (12.5cm)
WIDTH	Satellite: 4.3" (11cm) Center: 1.5" (29.2cm)
DEPTH	Satellite: 5.3" (13.5cm) Center: 4.9" (12.5cm)
WEIGHT	Satellite: 3.75 lbs (1.7 kg) Center: 6.25 lbs (2.8 kg)
FINISH	Black Klipsch AcoustaComp® cabinets

SHIPPING QUANTITY: System


SHIPPING WEIGHT: 10.9 kg
24 lbs

PART NUMBER

1014526

NOTES:

Klipsch | ARCHITECTURAL
SPEAKERS



PROFESSIONAL THX® SERIES

This extraordinary custom home theater series brings cinema-quality sound to the comforts of home by using Klipsch's renowned, professional-grade technology. These THX Ultra2 and Select2 certified speakers expertly deliver the raw explosiveness and fine detail of any film format and will shatter your expectations for home theater performance. Our new edge-to-edge grille allows these in-wall and in-ceiling speakers to melt seamlessly into your home theater.

IN-WALL



- Cinema quality sound
- Maximum installation reliability
- Flat, magnetic, paintable grille

PRO-7800-L-THX 8" IN-WALL SPEAKER

FREQUENCY RESPONSE	80Hz-23kHz +/- 3dB
SENSITIVITY	91dB @ 2.83V/1 meter
IMPEDANCE	8 ohms compatible
CROSSOVER FREQUENCY	2300Hz
POWER HANDLING (CONT/PEAK)	150W /600W
HIGH FREQUENCY DRIVER	1" (2.54cm) Titanium dome compression driver mated to 80° x 80° Tractrix Horn
LOW FREQUENCY DRIVER	8" (20cm) Aluminum Cone Woofer
DIMENSIONS	20.8" (52.7cm) H x 11.8" (29.8cm) W
MOUNTING DEPTH	3.7" (9.4cm)
CUTOUT DIMENSIONS	19" (48.3cm) H x 10" (25.4cm) W
WEIGHT	17.5 lbs. (7.9kg)
INSTALLATION KIT	IK-802-W (sold separately)



- Cinema quality sound
- Maximum installation reliability
- Flat, magnetic, paintable grille

PRO-7800-S-THX 8" IN-WALL SPEAKER

FREQUENCY RESPONSE	80Hz-20kHz +/- 3dB
SENSITIVITY	90dB @ 2.83V/1 meter
IMPEDANCE	8 ohms compatible
CROSSOVER FREQUENCY	2130Hz
POWER HANDLING (CONT/PEAK)	100W /400W
HIGH FREQUENCY DRIVER	Two 1" (2.5cm) Titanium dome neodymium tweeters in a diffuse Tractrix horn array
LOW FREQUENCY DRIVER	8" (20cm) Aluminum Cone Woofer
DIMENSIONS	20.8" (52.7cm) H x 11.8" (29.8cm) W
MOUNTING DEPTH	3.7" (9.4cm)
CUTOUT DIMENSIONS	19" (48.3cm) H x 10" (25.4cm) W
WEIGHT	17.5 lbs. (7.9kg)
INSTALLATION KIT	IK-802-W (sold separately)



- Cinema quality sound
- Maximum installation reliability
- Flat, magnetic, paintable grille

PRO-6504-L-THX 4 X 5.25" IN-WALL SPEAKER

FREQUENCY RESPONSE	46Hz-20kHz +/- 3dB
SENSITIVITY	92dB @ 2.83V/1 meter
IMPEDANCE	8 ohms compatible
CROSSOVER FREQUENCY	250 Hz & 2100 Hz
POWER HANDLING (CONT/PEAK)	150W /600W
HIGH FREQUENCY DRIVER	1" (2.54cm) Titanium diaphragm compression driver mated to 90° x 90° square Tractrix Horn
LOW FREQUENCY DRIVER	Four 5.25" (13.3cm) high-output, fiberglass cone woofers
DIMENSIONS	28.5" (72.4cm) H x 8" (20.3cm) W
MOUNTING DEPTH	3.75" (9.5cm)
CUTOUT DIMENSIONS	27.25" (69.2cm) H x 6.5" (16.5cm) W
WEIGHT	18.3 lbs (8.3kg)
INSTALLATION KIT	IK-504-W (sold separately)



SHIPPING QUANTITY: Single

SHIPPING WEIGHT: 9 kg
19.9 lbs

PART NUMBER

1062256

THX ULTRA2™

NOTES:

SHIPPING QUANTITY: Single

SHIPPING WEIGHT: 8.57 kg
18.9 lbs

PART NUMBER

1062261

THX ULTRA2™

NOTES:

SHIPPING QUANTITY: Single

SHIPPING WEIGHT: 9 kg
19.9 lbs

PART NUMBER

1062259

THX SELECT2™

NOTES:



- Cinema quality sound
- Maximum installation reliability
- Flat, magnetic, paintable grille

PRO-6502-L-THX DUAL 5.25" IN-WALL SPEAKER

FREQUENCY RESPONSE	46Hz-20kHz +/- 3dB
SENSITIVITY	92dB @ 2.83V/1 meter
IMPEDANCE	8 ohms compatible
CROSSOVER FREQUENCY	2100Hz & 1200Hz
POWER HANDLING (CONT/PEAK)	100W /400W
HIGH FREQUENCY DRIVER	1" (2.54cm) Titanium diaphragm compression driver mated to 90° x 90° square Tractrix Horn
LOW FREQUENCY DRIVER	Dual 5.25" (13.3cm) high-output, fiberglass cone woofers
DIMENSIONS	17.75" (45.1cm) H x 8" (20.3cm) W
MOUNTING DEPTH	3.75" (9.5cm)
CUTOUT DIMENSIONS	16.5" (41.9cm) H x 6.5" (16.5cm) W
WEIGHT	9.6 lbs (4.4kg)
INSTALLATION KIT	IK-502-W (sold separately)

SHIPPING QUANTITY: Single

SHIPPING WEIGHT: 5.4 kg
11.9 lbs

PART NUMBER

1062260

THX SELECT2™

NOTES:

IN-CEILING



- Cinema quality sound
- Maximum installation reliability
- Flat, magnetic, paintable grille

PRO-7502-L-THX DUAL 5.25" IN-CEILING SPEAKER

FREQUENCY RESPONSE	45Hz-20kHz +/- 3dB
SENSITIVITY	93dB @ 2.83V/1 meter
IMPEDANCE	8 ohms compatible
CROSSOVER FREQUENCY	1200 Hz & 1800 Hz
POWER HANDLING (CONT/PEAK)	100W /400W
HIGH FREQUENCY DRIVER	1" (2.5cm) Titanium tweeter in a 7.5 x 3.75" 60-90-110 VCT 45° Skewed horn
LOW FREQUENCY DRIVER	Two 5.25" (16.51cm) Cerametallic Woofers
DIMENSIONS	Ø15.25" (38.7cm)
MOUNTING DEPTH	9.5" (24.1cm)
CUTOUT DIMENSIONS	Ø13.25" (33.7cm)
WEIGHT	12 lbs (5.4kg)
INSTALLATION KIT	IK-502-C (sold separately)

SHIPPING QUANTITY: Single

SHIPPING WEIGHT: 7.2 kg
15.9 lbs

PART NUMBER

1062257

THX ULTRA2™

NOTES:



- Cinema quality sound
- Maximum installation reliability
- Flat, magnetic, paintable grille

PRO-7502-S-THX DUAL 5.25" IN-CEILING SPEAKER

FREQUENCY RESPONSE	45Hz-20kHz +/- 3dB
SENSITIVITY	93dB @ 2.83V/1 meter
IMPEDANCE	8 ohms compatible
CROSSOVER FREQUENCY	2500Hz
POWER HANDLING (CONT/PEAK)	100W /400W
HIGH FREQUENCY DRIVER	Two 1" Titanium tweeters in vertically stacked Tractrix horns
LOW FREQUENCY DRIVER	Two 5.25" (16.51cm) Cerametallic Woofers
DIMENSIONS	Ø15.25" (38.7cm)
MOUNTING DEPTH	9.5" (24.1cm)
CUTOUT DIMENSIONS	Ø13.25" (33.7cm)
WEIGHT	11 lbs. (5.0kg)
INSTALLATION KIT	IK-502-C (sold separately)

SHIPPING QUANTITY: Single

SHIPPING WEIGHT: 6.3 kg
13.9 lbs

PART NUMBER

1062258

THX ULTRA2™

NOTES:

SUBWOOFERS

NEW



- 10" Long-throw Cerametallic™ woofer for superior low frequency response
- Performs as the anchor for a home theater system or a premium distributed audio solution
- MDF enclosure
- Flat, paintable, white magnetic grille
- Suitable for retrofit or new construction applications
- Compatible with the KDA-500 amplifier (see page 47)

PRO-1000SW 10" IN-WALL SUBWOOFER

FREQUENCY RANGE	24-100Hz +/- 3dB *
SYSTEM TYPE	Sealed Box
WOOFER	10" (25.4cm) Long-Throw Cerametallic™
MAXIMUM OUTPUT*	109dB @ 70Hz
POWER HANDLING	200W RMS / 500W Peak
IMPEDANCE	8 Ohm
ENCLOSURE MATERIAL	MDF
FINISH	Black Polymer Veneer with White, Paintable Grille
PRODUCT DIMENSIONS	22.0" x 17.63" x 4.0" (559mm x 448mm x 102mm)
MOUNTING DEPTH	3.4" (87mm)
CUTOUT DIMENSIONS	20.25" x 14.5" (514mm x 368mm)
PRODUCT WEIGHT	20.3 lbs (9.2 kg)

* With Klipsch KDA Amplifier DSP Preset

SHIPPING QUANTITY: Single

SHIPPING WEIGHT: 11.3 kg
24.9 lbs

PART NUMBER

1063646

NOTES:

FULL-RANGE AMPLIFIERS



- Daisy chain capability
- Full range 2-channel or subwoofer amplifier
- Easy to use

PRO-200A 2 X 100W STEREO/SUBWOOFER AMPLIFIER

RATED POWER OUTPUT	2 x 100 Watts (Stereo) into 4 ohm Load 200 Watts (BTL) into 8 ohm Load
TOTAL HARMONIC DISTORTION	<0.1%
SIGNAL-TO-NOISE RATIO	>100dB
CROSSOVER FREQUENCY	@ Min position 18.5-55.2Hz 40Hz/0dB ref @ Max position 18.2-168.8Hz 40Hz/0dB ref
AUTO TURN ON SENSITIVITY	5mV +/-2mV Full Range 1KHz 5mV +/-2mV Input 50 Hz
DELAY "OFF" TIME	8 minutes
LINE OUT FREQ. RESPONSE	20Hz +/-5K - 20 KHz +/-5K 1KHz/0dB ref
INPUT IMPEDANCE LINE IN	9.2K ohm +/-5%
MAX. NOISE+HUM VOL MAX	<1.0mV, Input Shorted
POWER REQUIREMENT	115V 60Hz or 220 - 240V 50Hz
DIMENSIONS	5.5" (14cm) H 5.69" (14.5cm) W 12.75" (32.4cm) D
CLEARANCE FOR VENTILATION	Top: Min. 0.375" (10mm) Back: Min. 2" (50mm)
WEIGHT	11 lbs (5.3kg)

SHIPPING QUANTITY: Single

SHIPPING WEIGHT: 5.9 kg
13 lbs

PART NUMBER

1062388

NOTES:

REFERENCE SERIES

Creating a benchmark in architectural audio excellence, the installer-friendly Reference Series architectural products deliver a level of realism and subtlety that surpasses and even intimidates competing designs. Heard but not seen, our speakers will blend seamlessly into any environment without compromising the legendary Klipsch sound.

IN-WALL



- Treble and midbass attenuation switches
- Cerametallic woofer for superior low frequency response
- Low profile Slimtrim™ magnetic grille

R-5800-W II 8" IN-WALL SPEAKER

FREQUENCY RESPONSE	40Hz-23kHz +/- 3dB
SENSITIVITY	94dB @ 2.83V/1 meter
IMPEDANCE	8 ohms compatible
CROSSOVER FREQUENCY	2600Hz
POWER HANDLING (CONT/PEAK)	50W /200W
HIGH FREQUENCY DRIVER	1" (2.54cm) Titanium dome compression driver mated to a 90° x 60° pivoting Tractrix Horn
LOW FREQUENCY DRIVER	8" (20.32cm) Cerametallic cone woofer
DIMENSIONS	16.1" (40.9cm) H x 10.6" (26.9cm) W
MOUNTING DEPTH	3.75" (9.5cm)
CUTOUT DIMENSIONS	14.75" (37.47cm) H x 9.25" (23.50cm) W
WEIGHT	7.9 lbs (3.6kg)
INSTALLATION KIT	IK-800-W (sold separately)

SHIPPING QUANTITY: Single

SHIPPING WEIGHT: 4.1 kg
9 lbs

PART NUMBER

1014135

5000 SERIES

NOTES:



- Treble and midbass attenuation switches
- Cerametallic woofer for superior low frequency response
- Low profile Slimtrim™ magnetic grille

R-5502-W II DUAL 5.25" IN-WALL SPEAKER

FREQUENCY RESPONSE	46Hz-20kHz +/- 3dB
SENSITIVITY	92dB @ 2.83V/1 meter
IMPEDANCE	8 ohms compatible
CROSSOVER FREQUENCY	2200Hz and 1300Hz
POWER HANDLING (CONT/PEAK)	75W /300W
HIGH FREQUENCY DRIVER	1" (2.54cm) Titanium dome compression driver mated to a 90° x 90° pivoting Tractrix Horn
LOW FREQUENCY DRIVER	Dual 5.25" (16.51cm) Cerametallic cone woofers
DIMENSIONS	17.75" (45.09cm) H x 8" (20.32cm) W
CUTOUT DIMENSIONS	16.5" (41.91cm) H x 6.5" (16.51cm) W
MOUNTING DEPTH	3.5" (8.89cm)
WEIGHT	6.5 lbs (2.95kg)
INSTALLATION KIT	IK-502-W (sold separately)

SHIPPING QUANTITY: Single

SHIPPING WEIGHT: 4.5 kg
10 lbs

PART NUMBER

1014132

5000 SERIES

NOTES:



- Cerametallic woofer for superior low frequency response
- Low profile Slimtrim™ magnetic grille

R-5650-S II 6.5" IN-WALL SURROUND SPEAKER

FREQUENCY RESPONSE	60Hz-23KHz +/- 3dB
SENSITIVITY	92dB @ 2.83V/1 meter
IMPEDANCE	8 ohms compatible
CROSSOVER FREQUENCY	3400Hz
POWER HANDLING (CONT/PEAK)	50W /200W
HIGH FREQUENCY DRIVER	Dual 1" (2.54cm) Titanium dome compression drivers mated to a dual Tractrix Horn array for surround sound
LOW FREQUENCY DRIVER	6.5" (16.51cm) Cerametallic™ cone woofer
DIMENSIONS	14.3" (36.32cm) H x 9.3" (23.62cm) W
CUTOUT DIMENSIONS	13" H (33.02cm) H x 8" (20.32cm) W
MOUNTING DEPTH	3.75" (9.5cm)
WEIGHT	7.2 lbs (3.25kg)
INSTALLATION KIT	IK-650-W (sold separately)
FIRE RATED ENCLOSURE	ME-650-W (sold separately)

SHIPPING QUANTITY: Single

SHIPPING WEIGHT: 3.6 kg
8 lbs

PART NUMBER

1014134

5000 SERIES

NOTES:



- Treble and midbass attenuation switches
- Cerametallic woofer for superior low frequency response
- Low profile Slimtrim™ magnetic grille

R-5650-W II 6.5" IN-WALL SPEAKER

FREQUENCY RESPONSE	52Hz-23KHz +/- 3dB
SENSITIVITY	93dB @ 2.83V/1 meter
IMPEDANCE	8 ohms compatible
CROSSOVER FREQUENCY	2500Hz
POWER HANDLING (CONT/PEAK)	50W /200W
HIGH FREQUENCY DRIVER	1" (2.54cm) Titanium dome compression driver mated to a 90° x 60° pivoting Tractrix Horn
LOW FREQUENCY DRIVER	6.5" (16.51cm) Cerametallic cone woofer
DIMENSIONS	14.3" (36.32cm) H x 9.3" (23.62cm) W
MOUNTING DEPTH	3.75" (9.5cm)
CUTOUT DIMENSIONS	13" (33.02cm) H x 8" (20.32cm) W
WEIGHT	7.2 lbs (3.25kg)
INSTALLATION KIT	IK-650-W (sold separately)
FIRE RATED ENCLOSURE	ME-650-W (sold separately)

SHIPPING QUANTITY: Single

SHIPPING WEIGHT: 3.6 kg
8 lbs

PART NUMBER

1014133

5000 SERIES

NOTES:



- Treble attenuation switch
- IMG cone woofer for great low frequency response
- Low profile Slimtrim™ magnetic grille

R-3800-W II 8" IN-WALL SPEAKER

FREQUENCY RESPONSE	46Hz-20kHz +/- 3dB
SENSITIVITY	93dB @ 2.83V/1 meter
IMPEDANCE	8 ohms compatible
CROSSOVER FREQUENCY	2200Hz
POWER HANDLING (CONT/PEAK)	50W /200W
HIGH FREQUENCY DRIVER	1" (2.5cm) titanium dome compression tweeter with a swiveling 90°x 60° Tractrix Horn
LOW FREQUENCY DRIVER	8" (20.32cm) IMG cone woofer
DIMENSIONS	16.1" (40.9cm) H x 10.6" (26.9cm) W
MOUNTING DEPTH	3.75" (9.5cm)
CUTOUT DIMENSIONS	14.8" (37.6cm) H x 9.3" (23.6cm) W
WEIGHT	7.9 lbs (3.58kg)
INSTALLATION KIT	IK-800-W (sold separately)

SHIPPING QUANTITY: Single

SHIPPING WEIGHT: 4.1 kg
9 lbs

PART NUMBER

1014131

3000 SERIES

NOTES:



- Treble attenuation switch
- IMG cone woofer for great low frequency response
- Low profile Slimtrim™ magnetic grille

R-3650-W II 6.5" IN-WALL SPEAKER

FREQUENCY RESPONSE	60Hz-23KHz +/- 3dB
SENSITIVITY	92dB @ 2.83V/1 meter
IMPEDANCE	8 ohms compatible
CROSSOVER FREQUENCY	2200Hz
POWER HANDLING (CONT/PEAK)	50W /200W
HIGH FREQUENCY DRIVER	1" (2.5cm) titanium dome compression tweeter with a swiveling 90°x 60° Tractrix Horn
LOW FREQUENCY DRIVER	6.5" (16.51cm) IMG cone woofer
DIMENSIONS	14.3" (36.32cm) H x 9.3" (23.62cm) W
MOUNTING DEPTH	3.75" (9.5cm)
CUTOUT DIMENSIONS	13" (33.02cm) H x 8" (20.32cm) W
WEIGHT	7.2 lbs (3.25kg)
INSTALLATION KIT	IK-650-W (sold separately)
FIRE RATED ENCLOSURE	ME-650-W (sold separately)

SHIPPING QUANTITY: Single

SHIPPING WEIGHT: 3.6 kg
8 lbs

PART NUMBER

1014130

3000 SERIES

NOTES:



- Perfect for left, center or right channel use
- Polypropylene woofers for a more refined low frequency response
- Low profile Slimtrim™ magnetic grille

R-2502-W II DUAL 5.25" IN-WALL SPEAKER

FREQUENCY RESPONSE	47Hz-20kHz +/- 3dB
SENSITIVITY	91dB @ 2.83V/1 meter
IMPEDANCE	8 ohms compatible
CROSSOVER FREQUENCY	2200Hz
POWER HANDLING (CONT/PEAK)	60W /240W
HIGH FREQUENCY DRIVER	1" (2.5cm) silk dome tweeter
LOW FREQUENCY DRIVER	Dual 5.25" (13.34cm) Polypropylene cone woofers
DIMENSIONS	17.75" (45.09cm) H x 8" (20.32cm) W
MOUNTING DEPTH	3.5" (8.9cm)
CUTOUT DIMENSIONS	16.5" (41.91cm) H x 6.5" (16.51cm) W
WEIGHT	6.25 lbs. (2.83kg)
INSTALLATION KIT	IK-502-W (sold separately)

SHIPPING QUANTITY: Single

SHIPPING WEIGHT: 4.1 kg
9 lbs

PART NUMBER

1014128

2000 SERIES

NOTES:



- Works well with 100 watt/channel receivers
- Silk dome tweeter for a more refined high frequency response
- Low-profile Slimtrim™ magnetic grille

R-2650-W II LOW-PROFILE 2-WAY

FREQUENCY RESPONSE	65Hz-20KHz +/- 3dB
SENSITIVITY	91dB @ 2.83V/1 meter
IMPEDANCE	8 ohms compatible
CROSSOVER FREQUENCY	1800Hz
POWER HANDLING (CONT/PEAK)	50W /200W
HIGH FREQUENCY DRIVER	1" (2.5cm) silk dome tweeter
LOW FREQUENCY DRIVER	6.5" (16.51cm) Polypropylene cone woofer
DIMENSIONS	14.3" (36.32cm) H x 9.3" (23.62cm) W
MOUNTING DEPTH	3.75" (9.5cm)
CUTOUT DIMENSIONS	13" (33.02cm) H x 8" (20.32cm) W
WEIGHT	7.2 lbs (3.25kg)
INSTALLATION KIT	IK-650-W (sold separately)
FIRE RATED ENCLOSURE	ME-650-W (sold separately)

SHIPPING QUANTITY: Single

SHIPPING WEIGHT: 3.6 kg
8 lbs

PART NUMBER

1014129

2000 SERIES

NOTES:



- Good performance on a budget
- Paintable

R-1650-W DYNAMIC 2-WAY SPEAKER

FREQUENCY RESPONSE	53Hz-20kHz +/- 3dB
SENSITIVITY	88dB @ 2.83V/1 meter
IMPEDANCE	8 ohms compatible
CROSSOVER FREQUENCY	1800Hz
POWER HANDLING (CONT/PEAK)	30W /120W
HIGH FREQUENCY DRIVER	1" (2.5cm) polymer dome tweeter
LOW FREQUENCY DRIVER	6.5" (16.5cm) aluminum cone woofer
DIMENSIONS	14.3" (36.3cm) H x 9.3" (23.6cm) W
MOUNTING DEPTH	3.75" (9.5cm)
CUTOUT DIMENSIONS	13" (33.02cm) H x 8" (20.32cm) W
WEIGHT	6.5 lbs (3 kg)
INSTALLATION KIT	IK-650-W (sold separately)

SHIPPING QUANTITY: Single

SHIPPING WEIGHT: 3.4 kg
7.5 lbs

PART NUMBER

1007212

1000 SERIES

NOTES:

SUBWOOFERS



- The right solution for bass augmentation in distributed audio configurations
- Cerametallic cone woofers for superior low frequency response
- Compatible with the KDA-500 amplifier (see page 47) or the RSA-500 amplifier
- Use in retrofit or new construction applications
- Paintable

RW-5802 II DUAL 8" IN-WALL SUBWOOFER

FREQUENCY RESPONSE	45-140Hz +/- 4dB
SENSITIVITY	90dB @ 1W/1 meter
IMPEDANCE	8 ohms compatible
AMPLIFIER	Use only with RSA-500
AMPLIFIER POWER	See RSA-500 specifications
LOW FREQUENCY DRIVER	Dual 8" (30.5cm) front firing, Cerametallic cone, cast aluminum frame woofers
DIMENSIONS	20.8" (52.8cm) H x 11.8" (29.9cm) W
CUTOUT DIMENSIONS	19" (48.3cm) H x 10" (25.4cm) W
MOUNTING DEPTH	3.7" (9.4cm)
WEIGHT	7.2 lbs (3.25kg)
INSTALLATION KIT	IK-802-W (sold separately)

SHIPPING QUANTITY: Single

SHIPPING WEIGHT: 10.9 kg
24 lbs

PART NUMBER

1062386

5000 SERIES

NOTES:

AMPLIFIERS



- EQ preset for use with the R-5802 subwoofer
- Selectable signal-sensing or voltage triggered auto-on/off circuit

RSA-500 500W/4 OHM DIGITAL HYBRID SUBWOOFER AMPLIFIER

AMPLIFIER TYPE	Bash Digital Hybrid
AMPLIFIER POWER	FTC Rated Power: 500W continuous into 4 ohms @ <2% THD Dynamic Power: 1000W
FRONT CONTROLS	Volume and Variable Crossover
REAR CONTROLS	Phase Switch (0/180), EQ Selector, Trigger Input, Power Mode Selector, Main Power Switch
INPUTS	L/R and LFE Line-level RCA jacks L/R High-level speaker binding posts
OUTPUTS	L/R and LFE Line-level RCA jacks (unfiltered) L/R speaker binding posts
DIMENSIONS	3.5" (8.9cm) H x 16.8" (42.7cm) W
DIMENSIONS WITH FEET	3.8" (9.6cm) H x 16.8" (42.7cm) W
WEIGHT	17.5 lbs (7.9kg)
VOLTAGE	110/120 VAC 60Hz
FINISH	Black Anodized Brushed Aluminum
ACCESSORIES	Rack Ears (included) *For use only with RW-5802

SHIPPING QUANTITY: Single

SHIPPING WEIGHT: 9.5 kg
21 lbs

PART NUMBER

1001188

AMPLIFIER

NOTES:

IN-CEILING



- Treble and midbass attenuation switches
- Cerametallic woofer for superior low frequency response
- Slimtrim™ grille

CDT-5800-C II 8" IN-CEILING PIVOTING SPEAKER

FREQUENCY RESPONSE	49Hz-23KHz +/- 3dB
SENSITIVITY	95dB @ 2.83V/1 meter
IMPEDANCE	8 ohms compatible
CROSSOVER FREQUENCY	2230Hz
POWER HANDLING (CONT/PEAK)	50W /200W
HIGH FREQUENCY DRIVER	1" (2.5cm) titanium dome compression tweeter with a swiveling 100° Tractrix Horn
LOW FREQUENCY DRIVER	8" (20.32cm) pivoting Cerametallic cone woofer
DIAMETER	11" (27.94cm)
CUTOUT DIAMETER	9.8" (24.89cm)
MOUNTING DEPTH	5.4" (13.72cm)
WEIGHT	7.4 lbs (3.36kg)
INSTALLATION KIT	IK-800-C (sold separately)
FIRE RATED ENCLOSURE	ME-800-C (sold separately)

SHIPPING QUANTITY: Single

SHIPPING WEIGHT: 3.85 kg
8.5 lbs

PART NUMBER

1014144

5000 SERIES

NOTES:



- Treble and midbass attenuation switches
- Cerametallic woofer for superior low frequency response
- Slimtrim™ grille

CDT-5650-C II 6.5" IN-CEILING PIVOTING SPEAKER

FREQUENCY RESPONSE	60Hz-23KHz +/- 3dB
SENSITIVITY	94dB @ 2.83V/1 meter
IMPEDANCE	8 ohms compatible
CROSSOVER FREQUENCY	2440Hz
POWER HANDLING (CONT/PEAK)	50W /200W
HIGH FREQUENCY DRIVER	1" (2.5cm) titanium dome compression tweeter with a swiveling 100° Tractrix Horn
LOW FREQUENCY DRIVER	6.5" (16.51cm) pivoting Cerametallic cone woofer
DIAMETER	9.5" (24.13cm)
CUTOUT DIAMETER	8.3" (21.08cm)
MOUNTING DEPTH	4.5" (11.72cm)
WEIGHT	7 lbs (3.18kg)
INSTALLATION KIT	IK-650-C (sold separately)
FIRE RATED ENCLOSURE	ME-650-C (sold separately)

SHIPPING QUANTITY: Single

SHIPPING WEIGHT: 3.6 kg
8 lbs

PART NUMBER

1014143

5000 SERIES

NOTES:



- Big sound, slim package
- Fire rated back box
- Cerametallic woofer for superior low frequency response
- Slimtrim™ grille

SLM-5400-C 4" SHALLOW DEPTH IN-CEILING SPEAKER

FREQUENCY RESPONSE	90Hz-20KHz +/- 3dB
SENSITIVITY	91dB
IMPEDANCE	8 ohms compatible
RECOMMENDED AMP POWER	50W
POWER HANDLING	120W Peak
HIGH FREQUENCY DRIVER	1" (2.5cm) titanium dome tweeter with a round Tractrix Horn
LOW FREQUENCY DRIVER	4" (10.2cm) Cerametallic™ woofer
DIAMETER	9.5" (24.13cm)
CUTOUT DIAMETER	8.3" (21cm)
MOUNTING DEPTH	1.47" (3.73cm)
WEIGHT	7.4 lbs. (3.35kg)
INSTALLATION KIT	IK-650-C (sold separately)

MSRP: \$349.00/EA

SHIPPING QUANTITY: Single

SHIPPING WEIGHT: 3.6 kg
8 lbs

PART NUMBER

1063201

5000 SERIES

NOTES:



- Treble attenuation switch
- IMG cone woofer for great low frequency response
- Slimtrim™ grille

CDT-3800-C II 8" IN-CEILING PIVOTING SPEAKER

FREQUENCY RESPONSE	56Hz-23KHz +/- 3dB
SENSITIVITY	92dB @ 2.83V/1 meter
IMPEDANCE	8 ohms compatible
CROSSOVER FREQUENCY	3455Hz
POWER HANDLING (CONT/PEAK)	50W /200W
HIGH FREQUENCY DRIVER	1" (2.5cm) aluminum dome compression tweeter with a swiveling Tractrix Horn
LOW FREQUENCY DRIVER	8" (20.32cm) pivoting IMG cone woofer
DIAMETER	11" (27.94cm)
CUTOUT DIAMETER	9.8" (24.89cm)
MOUNTING DEPTH	5.4" (13.72cm)
WEIGHT	7.3 lbs. (3.31kg)
INSTALLATION KIT	IK-800-C (sold separately)
FIRE RATED ENCLOSURE	ME-800-C (sold separately)

SHIPPING QUANTITY: Single

SHIPPING WEIGHT: 3.6 kg
8.4 lbs

PART NUMBER

1014142

3000 SERIES

NOTES:



- Treble attenuation switch
- IMG cone woofer for great low frequency response
- Slimtrim™ grille

CDT-3650-C II 6.5" IN-CEILING PIVOTING SPEAKER

FREQUENCY RESPONSE	63Hz-23KHz +/- 3dB
SENSITIVITY	93dB @ 2.83V/1 meter
IMPEDANCE	8 ohms compatible
CROSSOVER FREQUENCY	2800Hz
POWER HANDLING (CONT/PEAK)	50W /200W
HIGH FREQUENCY DRIVER	1" (2.5cm) aluminum dome compression tweeter with a swiveling Tractrix Horn
LOW FREQUENCY DRIVER	6.5" (16.51cm) pivoting IMG cone woofer
DIAMETER	9.5" (24.13cm)
CUTOUT DIAMETER	8.3" (21.08cm)
MOUNTING DEPTH	4.5" (13.72cm)
WEIGHT	6.8 lbs (3.08kg)
INSTALLATION KIT	IK-650-C (sold separately)
FIRE RATED ENCLOSURE	ME-650-C (sold separately)

SHIPPING QUANTITY: Single

SHIPPING WEIGHT: 3.6 kg
8 lbs

PART NUMBER

1014141

3000 SERIES

NOTES:



- Big sound, slim package
- Fire rated back box
- IMG cone woofer for great low frequency response
- Slimtrim™ grille

SLM-3400-C 4" SHALLOW DEPTH IN-CEILING SPEAKER

FREQUENCY RESPONSE	92Hz-20KHz +/- 3dB
SENSITIVITY	90dB
IMPEDANCE	8 ohms compatible
RECOMMENDED AMP POWER	50W
POWER HANDLING	120W Peak
HIGH FREQUENCY DRIVER	1" (2.5cm) aluminum dome tweeter with a round Tractrix Horn
LOW FREQUENCY DRIVER	4" (10.2cm) IMG woofer
DIAMETER	9.5" (24.13cm)
CUTOUT DIAMETER	8.3" (21cm)
MOUNTING DEPTH	1.47" (3.73cm)
WEIGHT	7.4 lbs. (3.35kg)
INSTALLATION KIT	IK-650-C (sold separately)

SHIPPING QUANTITY: Single

SHIPPING WEIGHT: 3.6 kg
8 lbs

PART NUMBER

1063200

3000 SERIES

NOTES:



- Slimtrim™ grille
- Silk dome tweeters for a more refined high frequency response
- Sure-grip mounting dogs

R-2800-CSM II LOW-PROFILE 2-WAY

FREQUENCY RESPONSE	52Hz-20KHz +/- 3dB
SENSITIVITY	94dB @ 2.83V/1 meter
IMPEDANCE	8 ohms compatible
CROSSOVER FREQUENCY	3400Hz
POWER HANDLING (CONT/PEAK)	50W /200W
HIGH FREQUENCY DRIVER	Dual .75" (1.9cm) silk dome tweeters
LOW FREQUENCY DRIVER	8" (20.32cm) Polypropylene cone dual voicecoil woofer
DIAMETER	11" (27.9cm)
CUTOUT DIAMETER	9.75" (24.77cm)
MOUNTING DEPTH	4.5" (11.43cm)
WEIGHT	7.9 lbs. (3.58kg)
INSTALLATION KIT	IK-800-C (sold separately)
FIRE RATED ENCLOSURE	ME-800-C (sold separately)

SHIPPING QUANTITY: Single

SHIPPING WEIGHT: 3.85 kg
8.5 lbs

PART NUMBER

1014138

2000 SERIES

NOTES:



- Slimtrim™ grille
- Silk dome tweeter for a more refined high frequency response
- Sure-grip mounting dogs

CDT-2800-C II 8" IN-CEILING PIVOTING SPEAKER

FREQUENCY RESPONSE	65Hz-20KHz +/- 3dB
SENSITIVITY	93dB @ 2.83V/1 meter
IMPEDANCE	8 ohms compatible
CROSSOVER FREQUENCY	2177Hz
POWER HANDLING (CONT/PEAK)	50W /200W
HIGH FREQUENCY DRIVER	1" (2.5cm) silk dome tweeter with a swiveling 100° Tractrix Horn
LOW FREQUENCY DRIVER	8" (20.3cm) pivoting poly woofer
DIAMETER	11" (27.9cm)
CUTOUT DIAMETER	9.8" (24.9cm)
MOUNTING DEPTH	5.4" (13.7cm)
WEIGHT	7.1 lbs. (3.2 kg)
INSTALLATION KIT	IK-800-C (sold separately)
FIRE RATED ENCLOSURE	ME-800-C (sold separately)

SHIPPING QUANTITY: Single

SHIPPING WEIGHT: 3.7 kg
8.2 lbs

PART NUMBER

1014140

2000 SERIES

NOTES:



- New, low profile design
- Aluminum dome tweeter for a more refined high frequency response
- Slimtrim™ grille

CDT-2650-C II 6.5" IN-CEILING PIVOTING SPEAKER

FREQUENCY RESPONSE	77Hz-20KHz +/- 3dB
SENSITIVITY	91dB @ 2.83V/1 meter
IMPEDANCE	8 ohms compatible
CROSSOVER FREQUENCY	3070Hz
POWER HANDLING (CONT/PEAK)	50W /200W
HIGH FREQUENCY DRIVER	1" (2.5cm) aluminum dome compression tweeter with a swiveling Tractrix Horn
LOW FREQUENCY DRIVER	6.5" (16.51cm) pivoting Polypropylene cone woofer
DIAMETER	9.5" (24.13cm)
CUTOUT DIAMETER	8.3" (21.08cm)
MOUNTING DEPTH	4.5" (13.72cm)
WEIGHT	6.6 lbs. (2.99kg)
INSTALLATION KIT	IK-650-C (sold separately)
FIRE RATED ENCLOSURE	ME-650-C (sold separately)

SHIPPING QUANTITY: Single

SHIPPING WEIGHT: 3.5 kg
7.8 lbs

PART NUMBER

1014139

2000 SERIES

NOTES:



- New, low profile design
- Polypropylene woofers for a more refined low frequency response
- Slimtrim™ grille

R-2650-C II LOW-PROFILE 2-WAY

FREQUENCY RESPONSE	77Hz-20KHz +/- 3dB
SENSITIVITY	91dB @ 2.83V/1 meter
IMPEDANCE	8 ohms compatible
CROSSOVER FREQUENCY	2700Hz
POWER HANDLING (CONT/PEAK)	50W /200W
HIGH FREQUENCY DRIVER	1" (2.5cm) silk dome tweeter
LOW FREQUENCY DRIVER	6.5" (16.51cm) pivoting Polypropylene cone woofer
DIAMETER	9.5" (24.13cm)
CUTOUT DIAMETER	8.3" (21.08cm)
MOUNTING DEPTH	4.5" (13.72cm)
WEIGHT	7.2 lbs (3.25 kg)
INSTALLATION KIT	IK-650-C (sold separately)
FIRE RATED ENCLOSURE	ME-650-C (sold separately)

SHIPPING QUANTITY: Single

SHIPPING WEIGHT: 3.6 kg
8 lbs

PART NUMBER

1014136

2000 SERIES

NOTES:



- Perfect sound solution for smaller areas
- Silk dome tweeters for a more refined high frequency response
- Slimtrim™ grille

R-2650-CSM II LOW-PROFILE SPECIAL APPLICATION SPEAKER

FREQUENCY RESPONSE	75Hz-20KHz +/- 3dB
SENSITIVITY	94dB @ 2.83V/1 meter
IMPEDANCE	8 ohms compatible
CROSSOVER FREQUENCY	3000Hz
POWER HANDLING (CONT/PEAK)	50W /200W
HIGH FREQUENCY DRIVER	Dual .75" (1.9cm) silk dome tweeters
LOW FREQUENCY DRIVER	6.5" (16.51cm) Polypropylene cone dual voicecoil woofer
DIAMETER	9.5" (24.13cm)
CUTOUT DIAMETER	8.25" (20.96cm)
MOUNTING DEPTH	4.2" (10.67cm)
WEIGHT	7.2 lbs (3.25 kg)
INSTALLATION KIT	IK-650-C (sold separately)
FIRE RATED ENCLOSURE	ME-650-C (sold separately)

SHIPPING QUANTITY: Single

SHIPPING WEIGHT: 4.5 kg
10 lbs

PART NUMBER

1014137

2000 SERIES

NOTES:



- Single speaker accepts 2-channel input
- Separate tweeters for each channel to preserve stereo effect
- Paintable

R-1650-CSM 6.5" IN-CEILING SPEAKER

FREQUENCY RESPONSE	50Hz-20KHz +/- 3dB
SENSITIVITY	87dB @ 2.83V/1 meter
IMPEDANCE	8 ohms compatible
POWER HANDLING (CONT/PEAK)	35W /140W
HIGH FREQUENCY DRIVER	Dual 1" (2.5cm) polymer dome tweeters
LOW FREQUENCY DRIVER	6.5" (16.51cm) poly woofer
DIAMETER	9.5" (24.1cm)
CUTOUT DIAMETER	8.3" (21cm)
MOUNTING DEPTH	4.2" (10.6cm)
WEIGHT	5.3 lbs (2.4 kg)
INSTALLATION KIT	IK-650-C (sold separately)
FIRE RATED ENCLOSURE	ME-650-C (sold separately)

SHIPPING QUANTITY: Single

SHIPPING WEIGHT: 2.7 kg
6 lbs

PART NUMBER

1007210

1000 SERIES

NOTES:



- Good performance on a budget
- Paintable

R-1800-C 8" IN-CEILING SPEAKER

FREQUENCY RESPONSE	56Hz-20KHz +/- 3dB
SENSITIVITY	89dB @ 2.83V/1 meter
IMPEDANCE	8 ohms compatible
POWER HANDLING (CONT/PEAK)	40W /160W
HIGH FREQUENCY DRIVER	1" (2.5cm) polymer dome tweeter
LOW FREQUENCY DRIVER	8" (20.3cm) poly woofer
DIAMETER	11" (27.9cm)
CUTOUT DIAMETER	9.8" (24.9cm)
MOUNTING DEPTH	4.5" (11.43cm)
WEIGHT	5.8 lbs (2.6 kg)
INSTALLATION KIT	IK-800-C (sold separately)
FIRE RATED ENCLOSURE	ME-800-C (sold separately)

SHIPPING QUANTITY: Single

SHIPPING WEIGHT: 2.9 kg
6.4 lbs

PART NUMBER

1007211

1000 SERIES

NOTES:



- Good performance on a budget
- Paintable

R-1650-C 6.5" IN-CEILING SPEAKER

FREQUENCY RESPONSE	57Hz-20KHz +/- 3dB
SENSITIVITY	91dB @ 2.83V/1 meter
IMPEDANCE	8 ohms compatible
POWER HANDLING (CONT/PEAK)	35W /140W
HIGH FREQUENCY DRIVER	1" (2.5cm) polymer dome tweeter
LOW FREQUENCY DRIVER	6.5" (16.51cm) poly woofer
DIAMETER	9.5" (24.1cm)
CUTOUT DIAMETER	8.3" (21cm)
MOUNTING DEPTH	4.2" (10.6cm)
WEIGHT	5.1 lbs (2.3 kg)
INSTALLATION KIT	IK-650-C (sold separately)
FIRE RATED ENCLOSURE	ME-650-C (sold separately)

SHIPPING QUANTITY: Single

SHIPPING WEIGHT: 2.6 kg
5.7 lbs

PART NUMBER

1007209

1000 SERIES

NOTES:



NEW

- Slimtrim™ grille
- Compatible with the Klipsch ME-650-C fire-rated speaker enclosure

CS-16C 6.5" IN-CEILING SPEAKER

FREQUENCY RESPONSE	57Hz - 20kHz (+/- 3dB)
POWER HANDLING	35 RMS / 140 Watts Peak
RECOMMENDED AMP POWER	100W
SENSITIVITY	91 dB @ 2.83V / 1 Meter
NOMINAL IMPEDANCE	8 Ohms Compatible
HIGH FREQUENCY DRIVER	1" (2.5cm) Polymer Dome Tweeter
LOW FREQUENCY DRIVER	6.5" (16.5cm) Poly Woofer
DIAMETER	9.5" (24.13cm)
CUTOUT DIAMETER	8.3" (21.08cm)
MOUNTING DEPTH	4.2"
WEIGHT	7.2 lbs
INSTALLATION KIT	IK-650-C (Sold Separately)
FIRE RATED ENCLOSURE	ME-650-C (Sold Separately)

SHIPPING QUANTITY: Single

SHIPPING WEIGHT: 3.5 kg
7.8 lbs

PART NUMBER

1063376

NOTES:

ACCESSORIES

At Klipsch, we make products to suit any need, but we also realize that not everyone will use our products in the same way. That's why we offer stylish and useful accessories to protect your investment, customize your speaker installations and maximize your listening experience.



INSTALLATION KITS

IK-802-W

PART NUMBER: 1007229
SHIPPING QUANTITY: Pair
SHIPPING WEIGHT: 1.3 kg / 3 lbs

The Klipsch IK-802-W installation kit offers increased mounting flexibility for our THX Ultra2 in-wall speakers and in-wall subwoofer.

IK-800-C

PART NUMBER: 1001180
SHIPPING QUANTITY: Pair
SHIPPING WEIGHT: 0.9 kg / 2 lbs

The Klipsch IK-800-C installation kit offers increased mounting flexibility for all of our round in-ceiling speakers that employ an 8-inch woofer.

IK-650-C

PART NUMBER: 1001179
SHIPPING QUANTITY: Pair
SHIPPING WEIGHT: 0.9 kg / 2 lbs

The Klipsch IK-650-C installation kit offers increased mounting flexibility for all of our round in-ceiling speakers that employ a 6.5" woofer.

IK-800-W

PART NUMBER: 1001178
SHIPPING QUANTITY: Pair
SHIPPING WEIGHT: 0.9 kg / 2 lbs

The Klipsch IK-800-W installation kit offers increased mounting flexibility for all of our in-wall speakers that employ an 8-inch woofer.

IK-650-W

PART NUMBER: 1001177
SHIPPING QUANTITY: Pair
SHIPPING WEIGHT: 0.9 kg / 2 lbs

The Klipsch IK-650-W installation kit offers increased mounting flexibility for all of our in-wall speakers that employ a 6.5" woofer.

IK-502-W

PART NUMBER: 1009682
SHIPPING QUANTITY: Pair
SHIPPING WEIGHT: 0.9 kg / 2 lbs

The Klipsch IK-502-W installation kit offers increased mounting flexibility for our in-wall LCR speakers (R-2502-W, R-5502-W, PRO-6502-L-THX).

IK-502-C

PART NUMBER: 1009684
SHIPPING QUANTITY: Single
SHIPPING WEIGHT: 0.9 kg / 2 lbs

The Klipsch IK-502-C installation kit offers increased mounting flexibility for our THX Ultra2 in-ceiling speakers. (PRO-7502-L-THX, PRO-7502-S-THX).

FIRE RATED ENCLOSURES

ME-800-C



PART NUMBER: 1001184
SHIPPING QUANTITY: Single
SHIPPING WEIGHT: 7.25 kg / 16 lbs

Fits all 8-inch round in-ceiling models.

Designed to meet UL2043 requirements for installation in plenum spaces

Tested to comply with: UL 263 • ASTM E119-98 • NFPA 251 • UBC 7-1 • ULC CAN/ULC-S101-M89

ME-650-C



PART NUMBER: 1001183
SHIPPING QUANTITY: Single
SHIPPING WEIGHT: 4.1 kg / 9.2 lbs

Fits all 6.5-inch round in-ceiling models.

Designed to meet UL2043 requirements for installation in plenum spaces

Tested to comply with: UL 263 • ASTM E119-98 • NFPA 251 • UBC 7-1 • ULC CAN/ULC-S101-M89



Klipsch | OUTDOOR
SPEAKERS

PROFESSIONAL SERIES LANDSCAPE SPEAKERS

The new Klipsch Landscape Series is a horn-loaded, all-weather, durable, low-distortion, high-efficiency system - designed from the ground up with 70 years of high-performance audio experience by one of the most legendary and reliable audio companies in the world.



NEW



- All-new custom Tractrix® Horn provides ultra-wide 105° horizontal dispersion
- 50 watt, 70V/100V multi-tap transformer with 8-ohm bypass
- All-weather durability - IP45 rating

PRO-650T-LS 6.5" LANDSCAPE SATELLITE

FREQUENCY RANGE	100Hz - 24kHz +/- 3dB 92Hz - 30kHz +/- 6dB 77Hz - 35kHz +/- 10dB
HIGH FREQUENCY DRIVER	1" (2.54cm) Aluminum Dome Tweeter mated to an all new 105° custom Tractrix® horn
LOW FREQUENCY DRIVER	6.5" (16.51cm) IMG Woofer
SENSITIVITY	90 dB
COVERAGE ANGLE	105°
POWER HANDLING	100W Peak
70V / 100V TAP SETTINGS	70V: 6.25W, 12.5W, 25W, 50W 100V: 12.5W, 25W, 50W 8 Ohm Bypass
ENCLOSURE MATERIAL	UV Treated, Glass-Filled ABS Cabinet
FINISH	Brown Matte, Paintable
PRODUCT DIMENSIONS	8.27" x 8.82" x 11.02" (210mm x 224mm x 280mm)
PRODUCT WEIGHT	7 lbs (3.18 kg)
ACCESSORIES	PRO-18-GS 18" Ground Stake (PN: 1063448) (sold separately)

SHIPPING QUANTITY: Single

SHIPPING WEIGHT: 4.5 kg
10 lbs

PART NUMBER

1063139

NOTES:

NEW



- All-new custom Tractrix® Horn provides ultra-wide 105° horizontal dispersion
- 50 watt, 70V/100V multi-tap transformer with 8-ohm bypass
- All-weather durability - IP45 rating

PRO-500T-LS 5" LANDSCAPE SATELLITE

FREQUENCY RANGE	130Hz - 30kHz +/- 3dB 113Hz - 32kHz +/- 6dB 93Hz - 36kHz +/- 10dB
HIGH FREQUENCY DRIVER	1" (2.54cm) Aluminum Dome Tweeter mated to an all new 105° custom Tractrix® horn
LOW FREQUENCY DRIVER	5" (12.7cm) IMG Woofer
SENSITIVITY	88 dB
COVERAGE ANGLE	105°
POWER HANDLING	60W Peak
70V / 100V TAP SETTINGS	70V: 3.75W, 7.5W, 15W, 30W 100V: 7.5W, 15W, 30W 8 Ohm Bypass
ENCLOSURE MATERIAL	UV Treated, Glass-Filled ABS Cabinet
FINISH	Brown Matte, Paintable
PRODUCT DIMENSIONS	6.3" x 6.85" x 8.5" (160mm x 174mm x 216mm)
PRODUCT WEIGHT	5 lbs (2.27 kg)
ACCESSORIES	PRO-10-GS 10" Ground Stake (PN: 1063447) (sold separately)

SHIPPING QUANTITY: Single

SHIPPING WEIGHT: 3.6 kg
8 lbs

PART NUMBER

1063137

NOTES:

NEW



- Long-throw 12" IMG woofer
- Transformerless dual voice coil design
- All-weather durability - IP45 rating

PRO-12SW-LS 12" DIRECT BURIAL SUBWOOFER

FREQUENCY RANGE	34Hz - 100Hz +/- 3dB 29Hz - 110Hz +/- 6dB 25Hz - 125Hz +/- 10dB
SYSTEM TYPE	Band Pass Full Burial
WOOFER	12" (30.48cm) IMG Dual Voice Coil
SENSITIVITY	90 dB
POWER HANDLING	250W
IMPEDANCE	70V @ 300W (Transformerless) 8 Ohm Stereo 4 Ohm Mono
ENCLOSURE MATERIAL	Canopy: Rustproof, UV Resistant Aluminum Cabinet: Heavy Duty, High Impact Polyethylene
FINISH	Canopy: Metallic Brown, Paintable Cabinet: Matte Black, Paintable
PRODUCT DIMENSIONS	25" x 16.14" x 26.42" (635mm x 410mm x 671mm)
PRODUCT WEIGHT	55 lbs (25 kg)

SHIPPING QUANTITY: Single

SHIPPING WEIGHT: 34 kg
75 lbs

PART NUMBER

1063141

NOTES:

NEW



- Long-throw 10" IMG woofer
- Transformerless dual voice coil design
- All-weather durability - IP45 rating

PRO-10SW-LS 10" HALF BURIAL SUBWOOFER

FREQUENCY RANGE	47Hz - 103Hz +/- 3dB 40Hz - 110Hz +/- 6dB 33Hz - 123Hz +/- 10dB
SYSTEM TYPE	Band Pass Half Burial
WOOFER	10" (25.4cm) IMG Dual Voice Coil
SENSITIVITY	90 dB
POWER HANDLING	200W
IMPEDANCE	70V @ 250W (Transformerless) 8 Ohm Stereo 4 Ohm Mono
ENCLOSURE MATERIAL	Canopy: Rustproof, UV Resistant Aluminum Cabinet: Heavy Duty, High Impact Polyethylene
FINISH	Canopy: Metallic Brown, Paintable Cabinet: Matte Black, Paintable
PRODUCT DIMENSIONS	21.85" x 16.10" x 16.10" (555mm x 409mm x 409mm)
PRODUCT WEIGHT	35 lbs (15.91 kg)

SHIPPING QUANTITY: Single

SHIPPING WEIGHT: 22.6 kg
50 lbs

PART NUMBER

1063140

NOTES:

ACCESSORIES

NEW



PRO-18-GS 18" GROUND STAKE

MATERIAL	Ground Stake: Glass-Filled (25%) ABS Security Plate: Galvanized Stamped Steel
INCLUDED IN-BOX	18" Ground Stake, 7" Security Plate, Installation Manual
FINISH	Brown Matte, Paintable
PRODUCT DIMENSIONS	17.99" x 3.35" x 3.35" (457mm x 85mm x 85mm)
PRODUCT WEIGHT	2 lbs (0.91 kg)
RECOMMENDED FOR USE WITH	PRO-650T-LS 6.5" Landscape Satellite (PN: 1063139)

SHIPPING QUANTITY: Single

SHIPPING WEIGHT: 1.3 kg
3 lbs

PART NUMBER

1063448

NOTES:

NEW



PRO-10-GS 10" GROUND STAKE

MATERIAL	Ground Stake: Glass-Filled (25%) ABS Security Plate: Galvanized Stamped Steel
INCLUDED IN-BOX	10" Ground Stake, 7" Security Plate, Installation Manual
FINISH	Brown Matte, Paintable
PRODUCT DIMENSIONS	11.81" x 3.35" x 3.35" (300mm x 85mm x 85mm)
PRODUCT WEIGHT	2 lbs (0.91 kg)
RECOMMENDED FOR USE WITH	PRO-500T-LS 5" Landscape Satellite (PN: 1063137)

SHIPPING QUANTITY: Single

SHIPPING WEIGHT: 1.3 kg
3 lbs

PART NUMBER

1063447

NOTES:

PROFESSIONAL SERIES ROCK SPEAKERS

With IMG woofers and a Tractrix horn-loaded Aluminum Dome Tweeter, the Pro Series rock speaker uses the same high performance acoustic design philosophies of our legendary indoor products, bringing the world's most dynamic, powerful, detailed sound to your outdoor living space. From small residential systems to massive commercial installs, the Klipsch Pro Series rock speakers are designed to make any installation job quick and easy. For distributed line application, the Pro Series rock speakers feature a 70V/100V multi-tap transformer with 8 ohm bypass, allowing for exceptional balance at any listening location - all selectable from an easily accessible, tool-free rotary switch on the back of the speaker.



NEW



- All-new custom Tractrix® Horn provides ultra-wide 105° horizontal dispersion
- 70V/100V capability with 8-ohm bypass
- UV-resistant, mechanically reinforced fiberglass cabinet

NEW



- All-new custom Tractrix® Horn provides ultra-wide 105° horizontal dispersion
- 70V/100V multi-tap transformer with 8-ohm bypass
- UV-resistant, mechanically reinforced fiberglass cabinet

NEW



- All-new custom Tractrix® Horn provides ultra-wide 105° horizontal dispersion
- 70V/100V multi-tap transformer with 8-ohm bypass
- UV-resistant, mechanically reinforced fiberglass cabinet

PRO-10SW-RK 10" ROCK SUBWOOFER

FREQUENCY RANGE	47Hz - 103Hz +/- 3dB 40Hz - 110Hz +/- 6dB 33Hz - 123Hz +/- 10dB
SYSTEM TYPE	Sealed box
WOOFER	10" (25.4cm) IMG Dual Voice Coil
SENSITIVITY	90 dB
POWER HANDLING	200W
IMPEDANCE	70V @ 250W (Transformerless) 8 Ohm Stereo 4 Ohm Mono
ENCLOSURE MATERIAL	UV Treated Fiberglass
FINISH	Granite or Sandstone
PRODUCT DIMENSIONS	13.39" x 18.43" x 20.67" (340mm x 468mm x 525mm)
PRODUCT WEIGHT	30 lbs (13.6 kg)

SHIPPING QUANTITY: Single

SHIPPING WEIGHT: 16 kg
35.4 lbs

PART NUMBER

1063232 (Granite) 
1063231 (Sandstone) 

NOTES:

PRO-650T-RK 6.5" 2-WAY ROCK SATELLITE

FREQUENCY RANGE	100Hz - 24kHz +/- 3dB 92Hz - 30kHz +/- 6dB 77Hz - 35kHz +/- 10dB
HIGH FREQUENCY DRIVER	1" (2.54cm) Aluminum Dome Tweeter mated to an all new 105° custom Tractrix® horn
LOW FREQUENCY DRIVER	6.5" (16.51cm) IMG Woofer
SENSITIVITY	90 dB
COVERAGE ANGLE	105°
POWER HANDLING	100W Peak
70V / 100V TAP SETTINGS	70V: 6.25W, 12.5W, 25W, 50W 100V: 12.5W, 25W, 50W 8 Ohm Bypass
ENCLOSURE MATERIAL	UV Treated Fiberglass
FINISH	Granite or Sandstone
PRODUCT DIMENSIONS	10.91" x 9.65" x 13.43" (277mm x 245mm x 341mm)
PRODUCT WEIGHT	11 lbs (4.98 kg)

SHIPPING QUANTITY: Single

SHIPPING WEIGHT: 6.6 kg
14.7 lbs

PART NUMBER

1063230 (Granite) 
1063229 (Sandstone) 

NOTES:

PRO-500T-RK 5" 2-WAY ROCK SATELLITE

FREQUENCY RANGE	130Hz - 30kHz +/- 3dB 113Hz - 32kHz +/- 6dB 93Hz - 36kHz +/- 10dB
HIGH FREQUENCY DRIVER	1" (2.54cm) Aluminum Dome Tweeter mated to an all new 105° custom Tractrix® horn
LOW FREQUENCY DRIVER	5" (12.7cm) IMG Woofer
SENSITIVITY	88 dB
COVERAGE ANGLE	105°
POWER HANDLING	60W Peak
70V / 100V TAP SETTINGS	70V: 3.75W, 7.5W, 15W, 30W 100V: 7.5W, 15W, 30W 8 Ohm Bypass
ENCLOSURE MATERIAL	UV Treated Fiberglass
FINISH	Granite or Sandstone
PRODUCT DIMENSIONS	9.21" x 9.72" x 10.43" (234mm x 247mm x 265mm)
PRODUCT WEIGHT	8 lbs (3.62 kg)

SHIPPING QUANTITY: Single

SHIPPING WEIGHT: 5.1 kg
11.2 lbs

PART NUMBER

1063228 (Granite) 
1063227 (Sandstone) 

NOTES:

ALL-WEATHER SERIES

When you want to listen to your favorite music by the pool or want to provide background music while you entertain guests on your patio, our line of outdoor speakers has you covered. The Klipsch All-Weather loudspeaker line delivers clear, dynamic performances while providing more sound per watt than comparably sized speakers, allowing for better sound coverage in a smaller package.



ROCK SPEAKERS



- True two-way design
- Durable UV-resistant enclosure

AWR-650-SM OUTDOOR 2-WAY ROCK SPEAKER

FREQUENCY RESPONSE	66Hz-20KHz +/- 3dB
SENSITIVITY	94dB @ 2.83V / 1 meter
IMPEDANCE	8 ohms compatible
CROSSOVER FREQUENCY	2500Hz
POWER HANDLING (CONT/PEAK)	50W / 200W
HIGH FREQUENCY DRIVER	Two .75" (1.9cm) polymer dome tweeters
LOW FREQUENCY DRIVER	6.5" (16.5cm) polymer cone dual voice coil woofer
DIMENSIONS	17" (43.2cm) H x 15" (38.1cm) W x 11" (27.9cm) D
WEIGHT	13 lbs (5.9kg)
FINISH	Granite or Sandstone

SHIPPING QUANTITY: Single

SHIPPING WEIGHT: 7.25 kg
16 lbs

PART NUMBER

1007160 (Granite)

1007161 (Sandstone)

NOTES:

FULL-RANGE



- Paintable, UV-resistant ABS enclosure with rustproof aluminum grille
- Supplied with C-style mounting bracket and stainless steel hardware

AW-650 6.5" ALL-WEATHER SPEAKER

FREQUENCY RESPONSE	70Hz-20KHz +/- 3dB
SENSITIVITY	95dB @ 1 watt/1 meter
IMPEDANCE	8 ohms compatible
CROSSOVER FREQUENCY	3400Hz
POWER HANDLING (CONT/PEAK)	75W / 300W
HIGH FREQUENCY DRIVER	1" (2.5 cm) titanium dome tweeter with a 90° x 90° Tractrix Horn
LOW FREQUENCY DRIVER	6.5" (16.5cm) IMG woofer
DIMENSIONS	15" (38.1cm) H x 9.5" (21.4cm) W x 11" (27.9 cm) D
WEIGHT	9 lbs (4.1 kg)
FINISH	Black or White enclosure and grille

SHIPPING QUANTITY: Pair

SHIPPING WEIGHT: 11.8 kg
26 lbs

PART NUMBER

1009316 (Black)

097093000001 (White)

NOTES:



- Paintable, UV-resistant ABS enclosure with rustproof aluminum grille
- Supplied with C-style mounting bracket and stainless steel hardware

AW-525 5.25" ALL-WEATHER SPEAKER

FREQUENCY RESPONSE	80Hz-20KHz +/- 3dB
SENSITIVITY	94dB @ 1 watt/1 meter
IMPEDANCE	8 ohms compatible
CROSSOVER FREQUENCY	2450Hz
POWER HANDLING (CONT/PEAK)	75W / 300W
HIGH FREQUENCY DRIVER	1" (2.5 cm) titanium dome tweeter with a 90° x 90° Tractrix Horn
LOW FREQUENCY DRIVER	5.25" (13.3cm) IMG woofer
DIMENSIONS	11.8" (30cm) H x 8" (20.3cm) W x 9" (22.9 cm) D
WEIGHT	6.5 lbs (3kg)
FINISH	Black or White enclosure and grille

SHIPPING QUANTITY: Pair

SHIPPING WEIGHT: 8.1 kg
18 lbs

PART NUMBER

1009313 (Black)

097090000001 (White)

NOTES:



- Paintable, UV-resistant ABS enclosure with rustproof aluminum grille
- Supplied with C-style mounting bracket and stainless steel hardware

AW-500 5" ALL-WEATHER SPEAKER

FREQUENCY RESPONSE	95Hz-20KHz +/- 3dB
SENSITIVITY	92dB @ 1 watt/1 meter
IMPEDANCE	8 ohms compatible
CROSSOVER FREQUENCY	2600Hz
POWER HANDLING (CONT/PEAK)	65W /260W
HIGH FREQUENCY DRIVER	1" (2.5 cm) titanium dome tweeter with a 90° x 90° Tractrix Horn
LOW FREQUENCY DRIVER	5" (12.7cm) IMG woofer
DIMENSIONS	11.8" (30cm) H x 8" (20.3cm) W x 9" (22.9) cm) D
WEIGHT	6 lbs (2.7 kg)
FINISH	White enclosure and grille

SHIPPING QUANTITY: Pair

SHIPPING WEIGHT: 7.4 kg
16.4 lbs

PART NUMBER

097087000001

NOTES:



- Paintable, UV-resistant ABS enclosure with rustproof aluminum grille
- Supplied with C-style mounting bracket and stainless steel hardware

AW-400 4" ALL-WEATHER SPEAKER

FREQUENCY RESPONSE	91Hz-20KHz +/- 3dB
SENSITIVITY	91dB @ 1 watt/1 meter
IMPEDANCE	8 ohms compatible
CROSSOVER FREQUENCY	2940Hz
POWER HANDLING (CONT/PEAK)	50W /200W
HIGH FREQUENCY DRIVER	1" (2.5 cm) titanium dome tweeter with a 90° x 90° Tractrix Horn
LOW FREQUENCY DRIVER	4" (10.2cm) IMG woofer
DIMENSIONS	9.5" (24.1cm) H x 6.5" (16.5cm) W x 7.25" (18.4 cm) D
WEIGHT	5 lbs (2.3 kg)
FINISH	White enclosure and grille

SHIPPING QUANTITY: Pair

SHIPPING WEIGHT: 5.5 kg
12.1 lbs

PART NUMBER

097085000001

NOTES:

COMPACT PERFORMANCE SERIES

The Klipsch Compact Performance Series is designed for high-performance sound indoors or out. The CP-6, in paintable Black or White, is designed to quickly wall-mount with the included brackets or rest on a shelf or bookcase in equally appealing form. Traditional Klipsch lifelike sound with Tractrix horns, utilize them for deck or patio sound, as part of a 2-channel music system or as surrounds in a Home Theater system. Their versatility is endless.



- Quick, easy installation
- Multipurpose design

CP-6 5.25" COMPACT HIGH PERFORMANCE SPEAKER

FREQUENCY RESPONSE	70Hz-22KHz +/- 3dB
SENSITIVITY	94dB @ 1 watt/1 meter
IMPEDANCE	8 ohms compatible
CROSSOVER FREQUENCY	3000Hz
POWER HANDLING (CONT/PEAK)	75W /300W
HIGH FREQUENCY DRIVER	.75" (1.9cm) aluminum dome tweeter with a 90° x 90° Tractrix Horn
LOW FREQUENCY DRIVER	5.25" (13.3cm) long-throw IMG woofer
TERMINALS	Front baffle mounted accessed via rear pull-through
DIMENSIONS	11.0" (27.9cm) H x 7.0" (17.8cm) W x 6.1" (15.5cm) D
MOUNTING DEPTH	6.9" (17.5cm) D
WEIGHT	5.8 lbs (2.6kg)
FINISH	Black or White enclosure and grille

SHIPPING QUANTITY: Pair

SHIPPING WEIGHT: 7.8 kg
17.19 lbs

PART NUMBER

1016297 (Black)

1060387 (White)

NOTES:

Klipsch | AMPLIFIERS

Klipsch KDA-500

Klipsch KDA-500

Klipsch KDA-500

Klipsch KDA-500



KLIPSCH DSP MULTI-ZONE AMPLIFIERS

The Klipsch KDA Series DSP Amplifiers deliver legendary Klipsch power and performance in a sleek, high-tech, one rack unit solution. The KDA Amplifiers boast class G/H power, for clean, dynamic power in any type or size of install. With low impedance and 70V/100V compatibility, Klipsch DSP Multi-Zone Amplifiers maximize installation flexibility.



NEW



- High performance power platform
- 70V/100V and low impedance compatibility
- Flexible I/O
- State-of-the-art DSP control and set-up

KDA-1000 4 IN X 4 OUT 1000W DSP AMPLIFIER

AMPLIFIER TYPE	High efficiency class G/H
AMPLIFIER POWER	1000 watts total system power 4 x 250 watts per channel 2 x 500
INPUTS	Balanced: 4 x Phoenix line level (up to 12 AWG wire) Unbalanced: 4 x RCA line level
OUTPUTS	4 x Phoenix speaker level (up to 12 AWG wire) 4 x RCA line level (throughs)
INPUT SENSITIVITY	750mV balanced 0dBu
INPUT IMPEDENCE	Balanced 40k
THD	<1% @ rated output
SIGNAL TO NOISE	-100dB below rated output
ENCLOSURE MATERIAL	Front face: ABS plastic Case: Machine formed steel
RACK UNIT	1RU
PRODUCT DIMENSIONS	1.73" (44mm) x 19.02" (483mm) x 14.29" (363mm)
PRODUCT WEIGHT	15 lbs. (6.82 kg)
MOUNTING	Removable 1RU rack ears removable rubber feet
BUILT FROM	2016

SHIPPING QUANTITY: Single

SHIPPING WEIGHT: 8.1 kg
18 lbs

PART NUMBER

1063258 (120V)

1063261 (230V)

NOTES:

NEW



- High performance power platform
- 70V/100V and low impedance compatibility
- Flexible I/O
- State-of-the-art DSP control and set-up

KDA-500 4 IN X 4 OUT 500W DSP AMPLIFIER

AMPLIFIER TYPE	High efficiency class G/H
AMPLIFIER POWER	500 watts total system power 4 x 125 watts per channel 2 x 250
INPUTS	Balanced: 4 x Phoenix line level (up to 12 AWG wire) Unbalanced: 4 x RCA line level
OUTPUTS	4 x Phoenix speaker level (up to 12 AWG wire) 4 x RCA line level (throughs)
INPUT SENSITIVITY	750mV balanced 0dBu
INPUT IMPEDENCE	Balanced 40k
THD	<1% @ rated output
SIGNAL TO NOISE	-100dB below rated output
ENCLOSURE MATERIAL	Front face: ABS plastic Case: Machine formed steel
RACK UNIT	1RU
PRODUCT DIMENSIONS	1.73" (44mm) x 19.02" (483mm) x 14.29" (363mm)
PRODUCT WEIGHT	15 lbs. (6.82 kg)
MOUNTING	Removable 1RU rack ears removable rubber feet
BUILT FROM	2016

SHIPPING QUANTITY: Single

SHIPPING WEIGHT: 8.1 kg
18 lbs

PART NUMBER

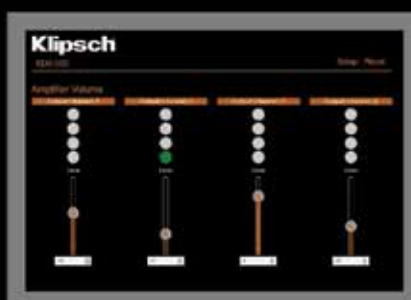
1063257 (120V)

1063260 (230V)

NOTES:

CUSTOM DSP INTERFACE

Customize Klipsch DSP Multi-Zone Amplifiers through streamlined web-based menus - including Klipsch speaker presets - for one-click optimization.



THX® ULTRA2™ AMPLIFIERS



- Delivers 1000 watts into a 4 Ohm load
- Can support two high performance subwoofers
- Finished in black with a machined aluminum front panel and knobs

KA-1000-THX THX CERTIFIED CLASS D SUBWOOFER AMPLIFIER

FREQUENCY RESPONSE	20 Hz - 1 kHz +/- 3dB
AMPLIFIER	High-Efficiency Class D
AMPLIFIER POWER	FTC Rated Power: 500W into 8 ohms, 1000W into 4 ohms, 20Hz-1kHz @ <1.5% THD Dynamic Power: 2050W into 8 ohms, 3025W into 4 ohms @ 5% THD
AUTO POWER ON	2 second ON delay, 15 minute off delay
LOW PASS CROSSOVER	Continuously variable from 40Hz-120Hz, 24dB/octave slope above 120z (non-THX mode)
INPUTS	2 Gold-plated RCA phono jacks
OUTPUTS	2 Gold-plated RCA phono jacks (unfiltered) 2 Speakon® NL2 jacks
DIMENSIONS	4.75" (12.1cm) H x 17.5" (44.5cm) W x 12.25" (31.1cm) D
FINISH	Black anodized aluminum
VOLTAGE	110/120 VAC 60Hz
EXPORT VOLTAGE	230 VAC 50/60Hz
FEATURES	THX On/Off Boundary Gain Compensation On/Off

SHIPPING QUANTITY: Single

SHIPPING WEIGHT: 14 kg
31 lbs

PART NUMBER

1016569 (NA)

1060664(CE)

221200080011 (120V)(USA)

1008860 (230V)(CCC)

NOTES:

REFERENCE AMPLIFIERS



- EQ preset for use with the RW-5802 subwoofer (see page 80)
- Selectable signal-sensing or voltage triggered auto-on/off circuit
- Line and speaker level inputs

RSA-500 500W/4 OHM DIGITAL HYBRID SUBWOOFER AMPLIFIER

AMPLIFIER TYPE	Bash Digital Hybrid
AMPLIFIER POWER	FTC Rated Power: 500W continuous into 4 ohms @ <2% THD Dynamic Power: 1000W
FRONT CONTROLS	Volume and Variable Crossover
REAR CONTROLS	Phase Switch (0/180), EQ Selector, Trigger Input, Power Mode Selector, Main Power Switch
INPUTS	L/R and LFE Line-level RCA jacks L/R High-level speaker binding posts
OUTPUTS	L/R and LFE Line-level RCA jacks (unfiltered) L/R speaker binding posts
DIMENSIONS	3.5" (8.9cm) H x 16.8" (42.7cm) W
DIMENSIONS WITH FEET	3.8" (9.6cm) H x 16.8" (42.7cm) W
WEIGHT	17.5 lbs (7.9kg)
VOLTAGE	110/120 VAC 60Hz
FINISH	Black Anodized Brushed Aluminum
ACCESSORIES	Rack Ears (included) *For use only with RW-5802

SHIPPING QUANTITY: Single

SHIPPING WEIGHT: 9.5 kg
21 lbs

PART NUMBER

1001188

NOTES:

PROFESSIONAL AMPLIFIERS



- Daisy chain capability
- Extensive heat sinks
- High current discrete power transistors

PRO-200A 2 X 100W STEREO/SUBWOOFER AMPLIFIER

RATED POWER OUTPUT	2 x 100 Watts (Stereo) into 4 ohm Load 200 Watts (BTL) into 8 ohm Load
TOTAL HARMONIC DISTORTION	<0.1%
SIGNAL-TO-NOISE RATIO	>100dB
CROSSOVER FREQUENCY	@ Min position 18.5-55.2Hz 40Hz/0dB ref @ Max position 18.2-168.8Hz 40Hz/0dB ref
AUTO TURN ON SENSITIVITY	5mV +/-2mV Full Range 1KHz 5mV +/-2mV Input 50 Hz
DELAY "OFF" TIME	8 minutes
LINE OUT FREQ. RESPONSE	20Hz +/-5K - 20 KHz +/-5K 1KHz/0dB ref
INPUT IMPEDANCE LINE IN	9.2K ohm +/-5%
MAX. NOISE+HUM VOL MAX	<1.0mV, Input Shorted
POWER REQUIREMENT	115V 60Hz or 220 - 240V 50Hz
DIMENSIONS	5.5" (14cm) H 5.69" (14.5cm) W 12.75" (32.4cm) D
CLEARANCE FOR VENTILATION	Top: Min. 0.375" (10mm) Back: Min. 2" (50mm)
WEIGHT	11 lbs (5.3kg)

SHIPPING QUANTITY: Single

SHIPPING WEIGHT: 5.9 kg
13 lbs

PART NUMBER

1062388

NOTES:



Klipsch | POWERED AUDIO
SYSTEMS



REFERENCE PREMIERE | HD WIRELESS

70 years of Klipsch acoustic development integrate wireless technology to bring you Reference Premiere HD Wireless. This award winning system is extremely simple to set up, yet delivers lossless, high-fidelity audio. Whether you're an audiophile that prefers stereo playback of high quality music files, a movie enthusiast that wants a true cinema experience, or just want great sound without the hassle of wires and an A/V receiver - Klipsch Reference Premiere HD Wireless will reinvent and simplify the way you enjoy your music and movies - with all the power, detail and emotion you expect from Klipsch.



- Bluetooth® wireless technology
- Voice Enhance and Night Modes
- 8 Channel WiSA-compliant wireless audio up to 24-bit/96kHz

HD CONTROL CENTER (RP-HUB1) WIRELESS HD RECEIVER

INPUTS	<ul style="list-style-type: none"> • 4 x HDMI with 4K Pass-through (1 port includes HDMI 2.0 and HDCP 2.2 support) • 2 x Digital Audio (1x Coaxial and 1x Optical) • 1 x Analog Audio (RCA) • Bluetooth® wireless technology • 3.5mm IR input
AUDIO FORMATS SUPPORTED	<ul style="list-style-type: none"> • 2 channel PCM up to 192kHz (HDMI and SPDIF) • 6 channel PCM up to 192kHz (HDMI) • 8 channel PCM up to 96kHz (HDMI) • Dolby® Digital Plus bitstream (HDMI and SPDIF) • DTS® bitstream (HDMI and SPDIF)
AUDIO POST PROCESSING	<ul style="list-style-type: none"> • Dolby Pro-Logic IIx • DTS Neo:6 • Proprietary Bass Management (when used with Klipsch speakers) • Voice Enhance and Night Modes
OUTPUTS	<ul style="list-style-type: none"> • 8 channel WiSA-compliant wireless audio up to 24-bit/96kHz • 1 x HDMI 2.0 port with HDCP 2.2 support
HEIGHT	1.9" (48.3mm)
WIDTH	9.3" (236.2mm)
DEPTH	6.0" (152.4mm)
WEIGHT	1.2 lbs (0.54kg)
FINISH	Black

SHIPPING QUANTITY: Single

SHIPPING WEIGHT: 1.3 kg
3 lbs

PART NUMBER

1062372 (NA)

1062373 (EU)

1062374 (CCC)



NOTES:



- Wireless connection to Klipsch HD Control Center
- Custom designed internal amplification system

RP-440WF QUAD 4.5" WIRELESS TOWER

FREQUENCY RESPONSE	48 Hz - 25 kHz +/- 3dB
AMPLIFIER POWER (CONT/PEAK)	125W/250W
CROSSOVER FREQUENCY	Tapered array 200 Hz (2 lower woofers), 1.8 kHz (2 upper woofers)
HIGH FREQUENCY DRIVER	1" Titanium LTS Tweeter with Hybrid Cross-Section Tractrix Horn
LOW FREQUENCY DRIVER	4 x 4.5" Cerametallic Cone Woofers
WIRELESS TECHNOLOGY	WiSA wireless technology, Up to 24 bit / 96 kHz
LATENCY	≤5mS
ENCLOSURE MATERIAL	MDF
ENCLOSURE TYPE	Bass Reflex via rear-firing Tractrix port
HEIGHT	41.1" (1042.9mm)
WIDTH	8.6" (219.5mm)
DEPTH	11.7" (297.3mm)
WEIGHT	36.5 lbs (16.6kg)
FINISH	Brushed Black Polymer Veneer

SHIPPING QUANTITY: Single

SHIPPING WEIGHT: 15.8 kg
34.98 lbs

PART NUMBER

1062365 (NA)

1062363 (EU)



NOTES:



- Wireless connection to Klipsch HD Control Center
- Custom designed internal amplification system

RP-140WM 4.5" WIRELESS MONITOR

FREQUENCY RESPONSE	56 Hz - 25 kHz +/- 3dB
AMPLIFIER POWER (CONT/PEAK)	50W/100W
CROSSOVER FREQUENCY	1.8 kHz
HIGH FREQUENCY DRIVER	1" Titanium LTS Tweeter with Hybrid Cross-Section Tractrix Horn
LOW FREQUENCY DRIVER	1 x 4.5" Cerametallic Cone Woofer
WIRELESS TECHNOLOGY	WiSA wireless technology, Up to 24 bit / 96 kHz
LATENCY	≤5mS
ENCLOSURE MATERIAL	MDF
ENCLOSURE TYPE	Bass Reflex via rear-firing Tractrix port
HEIGHT	13.1" (331.6mm)
WIDTH	7.2" (181.6mm)
DEPTH	11.0" (278.7mm)
WEIGHT	13.0 lbs (5.9kg)
FINISH	Brushed Black Polymer Veneer

SHIPPING QUANTITY: Pair

SHIPPING WEIGHT: 14.5 kg
31.98 lbs

PART NUMBER

1062366 (NA)

1062367 (EU)



NOTES:



- Wireless connection to Klipsch HD Control Center
- Custom designed internal amplification system

RP-440WC QUAD 4.5" WIRELESS CENTER

FREQUENCY RESPONSE	48 Hz - 25 kHz +/- 3dB
AMPLIFIER POWER (CONT/PEAK)	125W/250W
CROSSOVER FREQUENCY	Tapered array 200 Hz (2 outer woofers), 1.8 kHz (2 inner woofers)
HIGH FREQUENCY DRIVER	1" Titanium LTS Tweeter with Hybrid Cross-Section Tractrix Horn
LOW FREQUENCY DRIVER	4 x 4.5" Cerametallic Cone Woofers
WIRELESS TECHNOLOGY	WiSA wireless technology, Up to 24 bit / 96 kHz
LATENCY	≤5mS
ENCLOSURE MATERIAL	MDF
ENCLOSURE TYPE	Bass Reflex via rear-firing Tractrix port
HEIGHT	41.1" (1042.9mm)
WIDTH	8.6" (219.5mm)
DEPTH	11.7" (297.3mm)
WEIGHT	36.5 lbs (16.6kg)
FINISH	Brushed Black Polymer Veneer

SHIPPING QUANTITY: Single

SHIPPING WEIGHT: 15.8 kg
34.98 lbs

PART NUMBER

1062360 (NA)

1062361 (EU)



NOTES:



- Bass reflex enclosure
- Wireless connection to Klipsch HD Control Center
- Custom designed internal amplification system

RP-110WSW 10" WIRELESS SUBWOOFER

FREQUENCY RESPONSE	27 Hz - 125 Hz +/- 3dB
AMPLIFIER POWER (CONT/PEAK)	250W/500W
LOW FREQUENCY DRIVER	1 x 10" (25.4cm) long-throw copper spun cerametallic, front firing woofer
WIRELESS TECHNOLOGY	WiSA wireless technology, Up to 24 bit / 96 kHz
LATENCY	≤5mS
ENCLOSURE MATERIAL	MDF
ENCLOSURE TYPE	Bass Reflex
HEIGHT	16.3" (413.7mm)
WIDTH	14" (355.6mm)
DEPTH	17.1" (434.2mm)
WEIGHT	41.8 lbs (19.0kg)
FINISH	Brushed Black Polymer Veneer

SHIPPING QUANTITY: Single

SHIPPING WEIGHT: 20.4 kg
44.99 lbs

PART NUMBER

1062371 (NA)

1062370 (EU)



NOTES:

REFERENCE SOUNDBARS

Combining the left, right and center channels into one slick package, our soundbars will free you from underperforming TV speakers and deliver a world of powerful, crisp sound in an extremely thin package. A sound bar should be more than just a larger and louder version of the diminutive TV speakers it is replacing. Another primary function should be to increase sonic details, especially in the midrange frequency area and above, in order to significantly improve dialog clarity that is extremely lacking with most of today's flat panel TVs. The Reference sound bars address this need with a proven technology consistently refined over Klipsch's legendary 70 plus years loudspeaker experience: horn-loading.



NEW



- Wireless multi-room ready
- 3 HDMI inputs / 1 HDMI output
- HDMI 2.0 for 4K Ultra HD video pass through
- Built-in Dolby Audio™ decoding

RSB-14 2.1 SOUND BAR WITH 8" WIRELESS SUBWOOFER

SPEAKER SYSTEM	2.1 system (2-way sound bar with 8" wireless subwoofer)
MAX ACOUSTIC OUTPUT	110 dB
HIGH FREQUENCY DRIVERS	2 x 3/4" (19mm) soft dome tweeters mated to dual 90° x 90° Tractrix horns
MIDRANGE	4 x 2.5" (63.5mm) fiber composite cone woofers
SUBWOOFER	8" (203.2mm) side-firing fiber composite cone
ENCLOSURE TYPE (BAR)	Bass reflex
ENCLOSURE TYPE (SUB)	Bass reflex
SYSTEM POWER	135 watts continuous @ 0.5% THD 200 watts short-term peak power
FREQUENCY RESPONSE	28Hz ~20kHz
INPUTS	3 x HDMI 2.0 with HDCP 2.2 compatibility 1 x Optical Digital 1 x 3.5mm miniplug (analog) Bluetooth 4.0 with apt-X® audio decoding WiFi (for DTS Play-Fi™)
OUTPUTS	1 x HDMI 2.0 with HDCP 2.2 compatibility WiFi (for DTS Play-Fi™)
SOUND MODES	Virtual Surround Dialog Enhancement Night
DIMENSIONS	Sound Bar: 44" (111.75cm) x 3.25" (8.26cm) x 3.25" (8.26cm) Subwoofer: 7" (17.78cm) x 16" (40.64cm) x 13.125" (33.34cm)
FINISH	Black
VOLTAGE	110/120 VAC
WEIGHT	Sound Bar: 10lbs (4.54kg) Subwoofer: 24lbs (10.89kg)
INCLUDED ACCESSORIES	One 1.5m HDMI cable, one pair of rubber feet, one wall mounting template, one wireless remote control, two power supplies (one for sound bar and one for subwoofer)

SHIPPING QUANTITY: Single

SHIPPING WEIGHT: 18.2 kg
40.1 lbs

PART NUMBER

1063120 (NA)

1063121 (CE)



DOLBY AUDIO



NOTES:

NEW



- 3 HDMI inputs / 1 HDMI output
- HDMI 2.0 for 4K audio pass through
- Built-in Dolby Audio™ decoding

RSB-11 2.1 SOUND BAR WITH 8" WIRELESS SUBWOOFER

SPEAKER SYSTEM	2.1 (2-way sound bar with 8" wireless subwoofer)
MAX ACOUSTIC OUTPUT	110 dB
HIGH FREQUENCY DRIVERS	2 x 3/4" (19mm) soft dome tweeters mated to dual 90° x 90° Tractrix horns
MIDRANGE	4 x 2.5" (63.5mm) fiber composite cone woofers
SUBWOOFER	8" (203.2mm) side-firing fiber composite cone
ENCLOSURE TYPE (BAR)	Bass reflex
ENCLOSURE TYPE (SUB)	Bass reflex
SYSTEM POWER	135 watts continuous @ 0.5% THD 200 watts short-term peak power
FREQUENCY RESPONSE	28Hz ~20kHz
INPUTS	3 x HDMI 2.0 with HDCP 2.2 compatibility 1 x Optical Digital 1 x 3.5mm miniplug (analog) Bluetooth 4.0 with apt-X® audio decoding
OUTPUTS	1 x HDMI 2.0 with HDCP 2.2 compatibility
SOUND MODES	Virtual Surround Dialog Enhancement Night
DIMENSIONS	Sound Bar: 44" (111.75cm) x 3.25" (8.26cm) x 3.25" (8.26cm) Subwoofer: 7" (17.78mm) x 16" (40.64cm) x 13.125" (33.34cm)
FINISH	Black
VOLTAGE	110/120 VAC
WEIGHT	Sound Bar: 10lbs (4.54kg) Subwoofer: 24 lbs (10.89kg)
INCLUDED ACCESSORIES	One 1.5m HDMI cable, one pair of rubber feet, one wall mounting template, one wireless remote control, two power supplies (one for sound bar and one for subwoofer)

SHIPPING QUANTITY: Single

SHIPPING WEIGHT: 18.2 kg
40.1 lbs

PART NUMBER

1063117 (NA)

1063118 (CE)

1063119 (CCC)

DOLBY AUDIO



NOTES:

NEW



- Wireless multi-room ready
- HDMI 2.0 for 4K audio pass through
- Built-in Dolby Audio™ decoding

RSB-8 2.1 SOUND BAR WITH 6.5" WIRELESS SUBWOOFER

SPEAKER SYSTEM	2.1 system (2-way sound bar with 6.5" wireless subwoofer)
MAX ACOUSTIC OUTPUT	103dB @ 1 meter
HIGH FREQUENCY DRIVERS	2 x 3/4" (19mm) soft dome tweeters mated to dual 90° x 90° Tractrix horns
MIDRANGE	2 x 2.5" (63.5mm) fiber composite cone woofers
SUBWOOFER	6.5" (165.1mm) side-firing fiber composite cone
ENCLOSURE TYPE (BAR)	Bass reflex
ENCLOSURE TYPE (SUB)	Bass reflex
SYSTEM POWER	100 Watts continuous @ <0.5% THD 150 Watts short-term peak power
FREQUENCY RESPONSE (+/- 3 dB)	30Hz ~ 15kHz
INPUTS	1 x HDMI 2.0 with HDCP 2.2 compatibility 1 x Optical Digital 1 x 3.5mm miniplug (analog) Bluetooth 2.0 WIFI (for DTS Play-Fi™)
OUTPUTS	1 x HDMI 2.0 with HDCP 2.2 compatibility WIFI (for DTS Play-Fi™)
DIMENSIONS	Sound Bar: 40" (101.6cm) x 3.75" (9.53cm) x 3.75" (9.53cm) Subwoofer: 7.375" (18.74cm) x 10.5" (26.67cm) x 13.5" (34.29cm)
FINISH	Black
VOLTAGE	110/120 VAC
WEIGHT	Sound Bar: 6.5lbs (2.95kg) Subwoofer: 9.6lbs (4.35kg)
INCLUDED ACCESSORIES	One 1.5m HDMI cable, one pair of rubber feet, one wall mounting template, one wireless remote control, two power supplies (one for sound bar and one for subwoofer)

SHIPPING QUANTITY: Single

SHIPPING WEIGHT: 10.75 kg
23.7 lbs

PART NUMBER

1063245 (NA)

1063246 (CE)



DOLBY AUDIO



NOTES:

NEW



- Built-in Dolby Audio™ decoding
- HDMI 2.0 for 4K audio pass through
- Optical and analog audio inputs

RSB-6 2.1 SOUND BAR WITH 6.5" WIRELESS SUBWOOFER

SPEAKER SYSTEM	2.1 system (2-way sound bar with 6.5" wireless subwoofer)
MAX ACOUSTIC OUTPUT	103dB @ 1 meter
HIGH FREQUENCY DRIVERS	2 x 3/4" (19mm) soft dome tweeters mated to dual 90° x 90° Tractrix horns
MIDRANGE	2 x 2.5" (63.5mm) fiber composite cone woofers
SUBWOOFER	6.5" (165.1mm) downward-firing fiber composite cone
ENCLOSURE TYPE (BAR)	Bass reflex
ENCLOSURE TYPE (SUB)	Bass reflex
SYSTEM POWER	60 watts continuous @ <0.5% THD 120 watts short-term peak power
FREQUENCY RESPONSE (+/- 3 dB)	30Hz ~ 15kHz
INPUTS	1 x HDMI 2.0 with HDCP 2.2 compatibility Optical Digital 3.5mm miniplug (analog) Bluetooth® 2.0
OUTPUTS	1 x HDMI 2.0 with HDCP 2.2 compatibility
DIMENSIONS	Sound Bar: 40" (101.6cm) x 3.75" (9.53cm) x 3.75" (9.53cm) Subwoofer: 7.375" (18.74cm) x 10.5" (26.67cm) x 13.5" (34.29cm)
FINISH	Black
VOLTAGE	110/120 VAC
WEIGHT	Sound Bar: 6.5lbs (2.95kg) Subwoofer: 9.6lbs (4.35kg)
INCLUDED ACCESSORIES	One 1.5m HDMI cable, one pair of rubber feet, one wall mounting template, one wireless remote control, two power supplies (one for sound bar and one for subwoofer)

SHIPPING QUANTITY: Single

SHIPPING WEIGHT: 10.75 kg
23.7 lbs

PART NUMBER

1063242 (NA)

1063243 (CE)

DOLBY AUDIO



NOTES:

R-15PM POWERED MONITORS

The R-15PM powered monitors deliver room-filling sound without taking up much space. This highly efficient, powerful yet minimalist speaker engulfs listeners in their favorite movies and music. Forget the expense, clutter and hassle of an external A/V receiver. The R-15PM monitors incorporate individual ultra-low noise amplifiers custom designed to maximize system performance and eliminate the need for external amplification. With an integrated phono pre-amp, *Bluetooth*® wireless technology, digital optical, analog RCA and USB inputs, your R-15PM is the best performing, most versatile monitor on the planet.



- 90° x 90° Tractrix® Horn for clean, natural sound
- Copper spun IMG woofers provide remarkable low-frequency response
- *Bluetooth*® wireless technology
- Full featured IR remote

R-15PM 5.25" POWERED MONITORS

FREQUENCY RESPONSE	62Hz - 24kHz +/- 3dB
LOW FREQUENCY EXTENSION	54Hz
CROSSOVER FREQUENCY	1800Hz
HIGH FREQUENCY DRIVER	1" (2.54cm) Aluminum diaphragm compression driver mated to 90° x 90° square Tractrix Horn
LOW FREQUENCY DRIVER	5.25" (13.3cm), copper spun magnetically shielded IMG woofer
AMPLIFIER POWER	50 Watts per channel
ENCLOSURE MATERIAL	MDF
ENCLOSURE TYPE	Bass-reflex via rear-firing port
INPUTS	<ul style="list-style-type: none"> • 1 x pair of RCA phono level inputs with switch for Phono/Line input versatility (Phono Preamp with ground screw terminal) • 1 x USB digital audio from a PC or Mac • 1 x Digital Audio (optical) • 1 x 3.5mm mini jack line level • <i>Bluetooth</i>® wireless technology
OUTPUT	1 x RCA subwoofer out
HEIGHT	12.5" (31.8cm)
WIDTH	7" (17.8cm)
DEPTH	8.1" (20.6 cm)
WEIGHT	10.3 lbs (4.67kg)
FINISH	Brushed Black Polymer Veneer

SHIPPING QUANTITY: Pair

SHIPPING WEIGHT: 11.3 kg
25 lbs

PART NUMBER

1062681 (NA)

1062682 (CE)

1062683 (CCC)



NOTES:

KLIPSCH STADIUM®

Designed to match both the elegance and acoustic signature of a high-end component audio system, the Klipsch Stadium® home music system perfectly executes the performance levels assigned to it at any given time. Its presence is extremely solid and visually dominant, yet in a compact size suited for many different home environments.



- Apple® AirPlay
- Bluetooth® wireless technology, optical, USB and analog inputs
- 400 watt digital amplifier
- Wireless remote control with stand

KLIPSCH STADIUM® 2.0 TABLETOP HOME MUSIC SYSTEM

FREQUENCY RESPONSE	26Hz-24KHz +/-3dB
AMPLIFIER	High Resolution All Digital Amplification: 400 Watts Peak
MAX ACOUSTIC OUTPUT	112dB (0.5m near field)
CROSSOVER FREQUENCY	200Hz and 2KHz, 24dB/Octave 4th Order slopes
HIGH FREQUENCY DRIVERS	2 x 1" (2.5 cm) Titanium diaphragm LTS compression drivers mated to dual 90° x 90° Tractrix Horns
MID FREQUENCY DRIVERS	2 x 3.5" (8.9 cm) Aluminum diaphragm with Faraday Rings
LOW FREQUENCY DRIVERS	2 x 5.25" (13.3 cm) long-throw Subwoofers
INPUTS	AirPlay Bluetooth® 1 x Optical Digital 1 x USB for Digital Input from device 1 x RCA analog
ENCLOSURE TYPE	Bass-reflex w/ Tractrix® Port technology
HEIGHT	8.25" (21cm)
WIDTH	21" (53.3cm)
DEPTH	8.5" (21.6cm)
WEIGHT	28.5 lbs (12.9 kg)
FINISH	Die cast brushed aluminum

SHIPPING QUANTITY: Single

SHIPPING WEIGHT: 16 kg
35.27 lbs

PART NUMBER

1015115 (110V)

1015116 (220V)



NOTES:

KLIPSCH GROOVE®

The Klipsch Groove speaker is a wireless portable speaker designed to bring big sound wherever the road takes you. Leveraging 70 years of experience, this little speaker sounds bigger and better than any of its rivals. Built to withstand the rigors of the road, the Klipsch Groove can handle the heavy blows that come with your rock n' roll lifestyle.



- 8-hour micro USB rechargeable battery
- Bluetooth® wireless technology enabled
- Splash resistant

KLIPSCH GROOVE® PORTABLE BLUETOOTH® SPEAKER

DC INPUT	5V, 1A
AMPLIFIER OUTPUT	10 W
FREQUENCY RESPONSE	65Hz - 22kHz +/- 3dB
ENCLOSURE TYPE	Bass reflex via dual opposing passive radiators
DRIVER	1 x 3" aluminum full-range high excursion
PASSIVE BASS RADIATOR	2 x side-firing
MAXIMUM ACOUSTIC OUTPUT	97dB at 0.5m
INPUTS	Bluetooth® 1 x 3.5mm Analog
BATTERY LIFE	8 hours
BATTERY TYPE	Rechargeable Lithium 7.4V 2 cell 2200mAh
ACCESSORIES	AC power adaptor, micro USB charging cable
FINISH	ABS, silicone and perforated metal
DIMENSIONS	4.56" (116mm) H x 5.51" (140mm) W x 2.65" (65mm) D
WEIGHT	Speaker: 2.0 lbs (91kg) w/ cable and USB charger: 2.1 lbs (95kg)

SHIPPING QUANTITY: Single

SHIPPING WEIGHT: 2.8 kg
6.17 lbs

PART NUMBER


1062378 (NA)

1062379 (CE)

1062380 (CCC)



NOTES:



Klipsch
STREAM

WIRELESS
MULTI-ROOM

STREAM

The new Klipsch Stream Wireless Multi-Room system is the result of our decades-long obsession with pushing technology forward and our unending commitment to the best possible audio reproduction. Now amazing Klipsch sound can be anywhere in your home - driven by your favorite devices and content. You control the entire listening experience throughout your home from your smart device - utilizing our new DTS® Play-Fi® -equipped sound bars, RW-1 wireless speaker, Heritage Wireless 'The Three' and with The Klipsch GATE and POWERGATE™, your existing speakers and A/V gear.



NEW



- Wireless multi-room ready
- 3 HDMI inputs / 1 HDMI output
- HDMI 2.0 for 4K Ultra HD video pass through
- Built-in Dolby Audio™ decoding

RSB-14 2.1 SOUND BAR WITH 8" WIRELESS SUBWOOFER

SPEAKER SYSTEM	2.1 system (2-way sound bar with 8" wireless subwoofer)
MAX ACOUSTIC OUTPUT	110 dB
HIGH FREQUENCY DRIVERS	2 x 3/4" (19mm) soft dome tweeters mated to dual 90° x 90° Tractrix horns
MIDRANGE	4 x 2.5" (63.5mm) fiber composite cone woofers
SUBWOOFER	8" (203.2mm) side-firing fiber composite cone
ENCLOSURE TYPE (BAR)	Bass reflex
ENCLOSURE TYPE (SUB)	Bass reflex
SYSTEM POWER	135 watts continuous @ 0.5% THD 200 watts short-term peak power
FREQUENCY RESPONSE	28Hz ~20kHz
INPUTS	3 x HDMI 2.0 with HDCP 2.2 compatibility 1 x Optical Digital 1 x 3.5mm miniplug (analog) Bluetooth® 2.0 with apt-X® audio decoding WIFI (for DTS Play-Fi™)
OUTPUTS	1 x HDMI 2.0 with HDCP 2.2 compatibility WIFI (for DTS Play-Fi™)
DIMENSIONS	Sound Bar: 44" (111.75cm) x 3.25" (8.26cm) x 3.25" (8.26cm) Subwoofer: 7" (17.78cm) x 16" (40.64cm) x 13.125" (33.34cm)
FINISH	Black
VOLTAGE	110/120 VAC
WEIGHT	Sound Bar: 10lbs (4.54kg) Subwoofer: 24lbs (10.89kg)
INCLUDED ACCESSORIES	One 1.5m HDMI cable, one pair of rubber feet, one wall mounting template, one wireless remote control, two power supplies (one for sound bar and one for subwoofer)

SHIPPING QUANTITY: Single

SHIPPING WEIGHT: 18.2 kg
40.1 lbs

PART NUMBER

1063120 (NA)

1063121 (CE)



DOLBY AUDIO



NOTES:

NEW



- Wireless multi-room ready
- HDMI 2.0 for 4K audio pass through
- Built-in Dolby Audio™ decoding

RSB-8 2.1 SOUND BAR WITH 6.5" WIRELESS SUBWOOFER

SPEAKER SYSTEM	2.1 system (2-way sound bar with 6.5" wireless subwoofer)
MAX ACOUSTIC OUTPUT	103dB @ 1 meter
HIGH FREQUENCY DRIVERS	2 x 3/4" (19mm) soft dome tweeters mated to dual 90° x 90° Tractrix horns
MIDRANGE	2 x 2.5" (63.5mm) fiber composite cone woofers
SUBWOOFER	6.5" (165.1mm) side-firing fiber composite cone
ENCLOSURE TYPE (BAR)	Bass reflex
ENCLOSURE TYPE (SUB)	Bass reflex
SYSTEM POWER	100 Watts continuous @ <0.5% THD 150 Watts short-term peak power
FREQUENCY RESPONSE (+/- 3 dB)	30Hz ~ 15kHz
INPUTS	1 x HDMI 2.0 with HDCP 2.2 compatibility 1 x Optical Digital 1 x 3.5mm miniplug (analog) Bluetooth® 2.0 WIFI (for DTS Play-Fi™)
OUTPUTS	1 x HDMI 2.0 with HDCP 2.2 compatibility WIFI (for DTS Play-Fi™)
DIMENSIONS	Sound Bar: 40" (101.6cm) x 3.75" (9.53cm) x 3.75" (9.53cm) Subwoofer: 7.375" (18.74cm) x 10.5" (26.67cm) x 13.5" (34.29cm)
FINISH	Black
VOLTAGE	110/120 VAC
WEIGHT	Sound Bar: 6.5lbs (2.95kg) Subwoofer: 9.6lbs (4.35kg)
INCLUDED ACCESSORIES	One 1.5m HDMI cable, one pair of rubber feet, one wall mounting template, one wireless remote control, two power supplies (one for sound bar and one for subwoofer)

SHIPPING QUANTITY: Single

SHIPPING WEIGHT: 10.75 kg
23.7 lbs

PART NUMBER

1063245 (NA)

1063246 (CE)



DOLBY AUDIO



NOTES:

NEW



- 2 x 100 watt class D amplifier
- Wi-Fi connectivity for Klipsch Stream wireless multi-room audio integration
- 192kHz / 24-bit DAC
- USB Audio (Type B)
- Bluetooth® wireless technology with AAC and apt-X decoding
- Phono pre-amp / RCA analog audio
- Remote control
- Headphone Output (3.5mm)
- Subwoofer Output

POWERGATE WIRELESS MULTI-ROOM AMPLIFIER WITH PLAY-FI®

AMPLIFIER POWER	2 x 50W continuous / 100W peak 8 ohms, <0.04% THD+N, 1kHz 2 x 75W continuous / 150W peak 6 ohms, <0.06% THD+N, 1kHz 2 x 100W continuous / 200W peak 4 ohms, <0.08% THD+N, 1kHz
FREQUENCY RESPONSE	20Hz - 20kHz, +/- 0.1dB, 6 ohms
SIGNAL TO NOISE RATIO	>90dB @ 50W, 8 ohms
INPUTS	1 x USB Audio (Type B) Bluetooth® wireless technology 1 x Phono pre-amp / RCA analog audio 1 x Optical (TOSLINK) 1 x USB Type A (for firmware updates) Wi-Fi (for DTS Play-Fi™)
OUTPUTS	L/R Speaker Subwoofer (LFE) 1 x RCA analog audio 1 x Headphone (3.5mm analog audio) Wi-Fi (for DTS Play-Fi™)
PRODUCT DIMENSIONS	10" (25.4cm) x 2.5" (6.35cm) x 6" (15.24cm)
FINISH	Black
VOLTAGE	110/240 VAC
WEIGHT	3lbs (1.36kg)
INCLUDED ACCESSORIES	Wireless Remote Control Optical TOSlink Cable USB Type B cable (for audio) 3.5mm miniplug (analog) audio cable Universal Power Supply

SHIPPING QUANTITY: Single

SHIPPING WEIGHT: 2.2 kg
5 lbs

PART NUMBER

1063278 (NA)

1063279 (CE)



NOTES:

NEW



- Astounding, room-filling acoustics
- 80 watts peak power
- 192kHz / 24-bit DAC
- Bluetooth® wireless technology
- Wi-Fi connectivity for Klipsch Stream Wireless Multi-Room Audio System
- USB audio (Type B)
- RCA line level / phono pre-amp input

THE THREE WIRELESS TABLETOP STEREO SYSTEM

MAX ACOUSTIC OUTPUT	106 dB (0/5M near field)
HIGH FREQUENCY DRIVERS	2 x 2 1/4" (57.15mm) full range drivers
SUBWOOFER	5.25" (133.4mm) long-throw woofer 2 x 5.25" (133.4mm) dual opposed passive radiators
ENCLOSURE TYPE	Bass reflex
SYSTEM POWER	60 watts continuous @ <1% THD 80 watts short-term peak power
FREQUENCY RESPONSE	45Hz - 20kHz @ -3dB
INPUTS	Bluetooth® wireless technology 3.5mm miniplug (analog) Phono pre-amp / RCA analog USB Audio (Type B) Wi-Fi (for DTS Play-Fi™)
DIMENSIONS	13.7" (34.82cm) x 7" (17.78cm) x 8" (20.3cm)
FINISH	Walnut, Ebony
VOLTAGE	110/240 VAC
WEIGHT	10.32lbs (4.7kg)
INCLUDED ACCESSORIES	3.5mm aux cable USB Type B to USB Type A cable Wireless Remote Control Power Cord

SHIPPING QUANTITY: Single

SHIPPING WEIGHT: 6.8 kg
15 lbs

PART NUMBER

1063284 (Walnut)(USA)

1063285 (Walnut)(CE)

1063286 (Walnut)(ASIA)

1063461 (Ebony)(NA)

1063462 (Ebony)(CE)

1063463 (Ebony)(ASIA)



NOTES:

NEW



- Compact Size
- Pair Another RW-1 for Stereo
- Utilizes Klipsch Stream App (iOS or Android)
- Use two for wireless rear surrounds with a Klipsch Stream Sound Bar

RW-1 WIRELESS SPEAKER

MAX ACOUSTIC OUTPUT	100dB
HIGH FREQUENCY DRIVERS	1 x 3/4" (19mm) aluminum tweeter mated to dual 90° x 60° Tractrix horns
MIDRANGE	3.5" (89mm) Cerametallic™ woofer
ENCLOSURE TYPE	Sealed
SYSTEM POWER	30 watts continuous @ <2% THD+N, 8 ohms, bi-amplified 26.5 watts (woofer) + 3.5 watts (tweeter) 60 watts peak power
FREQUENCY RESPONSE	50Hz ~20kHz
INPUTS	3.5mm miniplug (analog) Wi-Fi (for DTS Play-Fi™) Ethernet
OUTPUTS	Wi-Fi (for DTS Play-Fi™)
DIMENSIONS	9" (22.86cm) x 5" (12.7cm) x 5" (12.7cm)
FINISH	Black
VOLTAGE	110/240 VAC
WEIGHT	3.9lbs (1.77kg)
INCLUDED ACCESSORIES	IEC power cord

SHIPPING QUANTITY: Single

SHIPPING WEIGHT: 2.7 kg
6 lbs

PART NUMBER

1063272 (NA)

1063273 (CE)



NOTES:

NEW



- Add any legacy audio source to your WiFi network
- Make your current audio system wireless and utilize streaming services
- Backlit, integrated controls
- Flexible placement options

GATE WIRELESS MUSIC ADAPTER WITH PLAY-FI®

INPUTS	1 x 3.5mm miniplug (analog) Wi-Fi (for DTS Play-Fi™)
OUTPUTS	1 x 3.5mm miniplug (analog) Wi-Fi (for DTS Play-Fi™)
DIMENSIONS	5.5" (13.97cm) x 1.125" (2.86cm) x 1.125" (2.86cm)
FINISH	Black
VOLTAGE	110/240 VAC
WEIGHT	0.7lbs (0.32kg)
INCLUDED ACCESSORIES	3.5mm miniplug (analog) audio cable Power cord

SHIPPING QUANTITY: Single

SHIPPING WEIGHT: 0.9 kg
2 lbs

PART NUMBER

1063275 (NA)

1063276 (CE)



NOTES:

Klipsch[®] HERITAGE WIRELESS



HERITAGE WIRELESS

Incorporating luxury materials such as real wood veneer and tactile spun-copper switches and knobs, the Klipsch Heritage Wireless series of powered audio systems blends the acoustics and classic design legacy of Paul W. Klipsch with the latest technologies available today. Regardless of whether you choose The One - semi portable tabletop stereo system featuring *Bluetooth*® wireless technology, The Three - tabletop stereo system featuring Play-Fi® technology for wireless multi-room audio, or the Sixes - powered monitors with on board phono preamp, you can be confident to rock the house with great sound and style.



NEW



- 1" Titanium-loaded Tweeters with Tractrix Horns
- 6.5" Woofers with a Ported Enclosure
- 1 x pair of RCA phono level inputs with switch for Phono/Line input versatility (Phono Pre-amp with ground screw terminal)
- *Bluetooth*® wireless technology
- Single RCA line level output for connection to sub.

THE SIXES POWERED MONITORS

MAX ACOUSTIC OUTPUT	106dB (1M stereo pair)
HIGH FREQUENCY DRIVERS	1" (25.4mm) titanium tweeters on Tractrix® horns (each speaker)
WOOFER	6.5" (165.1mm) long-throw woofer (each speaker)
ENCLOSURE TYPE	Bass reflex
SYSTEM POWER	100W x 2 continuous @ <1% THD 200W x 2 short term peak power
FREQUENCY RESPONSE	40Hz ~20kHz @ -3dB
INPUTS	<i>Bluetooth</i> ® wireless technology 1x 3.5mm miniplug (analog) 1 x Phono pre-amp / RCA Analog 1 x USB Type B 1 x Optical digital (RCA)
OUTPUTS	Subwoofer output
DIMENSIONS	8.625" (22cm) x 16.75" (42.55cm) x 11" (27.9cm)
FINISH	Walnut
VOLTAGE	110/240 VAC
WEIGHT	Right speaker: 17.74 lbs (8.05kg) Left speaker: 16.00 lbs (7.26kg)
INCLUDED ACCESSORIES	4-conductor speaker cable (for R to L connection) 3.5mm aux cable USB Type B to USB Type A cable Optical (TOSLink) Cable Wireless Remote Control Power Cord

SHIPPING QUANTITY: Pair

SHIPPING WEIGHT: 9 kg
20 lbs

PART NUMBER

1063287 (NA)

1063288 (CE)

1063289 (ASIA)



NOTES:

NEW



- Astounding, room-filling acoustics
- 80 watts peak power
- 192kHz - 24 bit DAC
- *Bluetooth*® wireless technology
- Wi-Fi connectivity for Klipsch Stream Wireless Multi-Room Audio System
- USB audio
- RCA line level / phono pre-amp input

THE THREE WIRELESS TABLETOP STEREO SYSTEM

MAX ACOUSTIC OUTPUT	106 dB (0.5M near field)
HIGH FREQUENCY DRIVERS	2 x 2 1/4" (57.15mm) full range drivers
SUBWOOFER	5.25" (133.4mm) long-throw woofer 2 x 5.25" (133.4mm) dual opposed passive radiators
ENCLOSURE TYPE	Bass reflex
SYSTEM POWER	60 watts continuous @ <1% THD 80 watts short-term peak power
FREQUENCY RESPONSE	45Hz ~20kHz @ -3dB
INPUTS	<i>Bluetooth</i> ® wireless technology 3.5mm miniplug (analog) Phono pre-amp / RCA analog USB Type B WIFI (for DTS Play-Fi™)
DIMENSIONS	13.7" (34.82cm) x 7" (17.78cm) x 8" (20.3cm)
FINISH	Walnut, Ebony
VOLTAGE	110/240 VAC
WEIGHT	10.32lbs (4.7kg)
INCLUDED ACCESSORIES	3.5mm aux cable USB Type B to USB Type A cable Wireless Remote Control Power Cord

SHIPPING QUANTITY: Single

SHIPPING WEIGHT: 6.8 kg
15 lbs

PART NUMBER

1063284 (Walnut)(USA)

1063285 (Walnut)(CE)

1063286 (Walnut)(ASIA)

1063461 (Ebony)(NA)

1063462 (Ebony)(CE)

1063463 (Ebony)(ASIA)



NOTES:

NEW



- Incredible Acoustic Performance
- Professionally Tuned Stereo Sound
- *Bluetooth*® Wireless Technology
- 3.5mm Analog Audio Input
- 8-Hour Rechargeable Battery
- Flexible Placement Options

THE ONE PORTABLE POWERED AUDIO SYSTEM

MAX ACOUSTIC OUTPUT	103 dB
HIGH FREQUENCY DRIVERS	2 1/4" (57.15mm) full range drivers
SUBWOOFER	4.5" (114.3mm) woofer
ENCLOSURE TYPE	Bass reflex (passive radiator)
SYSTEM POWER	30 watts continuous @ <1% THD 50 watts short-term peak power
FREQUENCY RESPONSE	56Hz ~20kHz @ -3dB
INPUTS	<i>Bluetooth</i> ® 3.5mm miniplug (analog)
DIMENSIONS	12.67" (32.2cm) x 6.125" (15.56cm) x 5.25" (13.3cm)
FINISH	Walnut, Ebony
VOLTAGE	110/240 VAC
WEIGHT	8.5lbs (3.86kg)
INCLUDED ACCESSORIES	3.5mm aux cable Power supply

SHIPPING QUANTITY: Single

SHIPPING WEIGHT: 4.5 kg
10 lbs

PART NUMBER

1063281 (Walnut)(NA)

1063282 (Walnut)(CE)

1063283 (Walnut)(CCC)

1063458 (Ebony)(NA)

1063459 (Ebony)(CE)

1063460 (Ebony)(CCC)



NOTES:



Klipsch | HEADPHONES

NECKBAND HEADPHONES

Built for style on the go, Klipsch takes the wheel with contemporary design, hand-picked materials, robust construction and award-winning acoustics. Klipsch Neckband Headphones are crafted to put you in first class. With an all day battery, neck vibration for calls, and carefully-selected real leather, these premium, wireless in-ear monitors provide durability and comfort without a mess of cords or a missed call. The R6 model loads up on leather, black chrome and the best acoustics in the category. Entry level? We think not. Step up to the X12 for the lightest, smallest, best sounding, most comfortable premium headphones on the planet.



NEW



- KG-926 balanced armature driver
- 18 hour battery life
- Call vibration alert
- Genuine leather-stitched neckband
- IPX4 splash-proof design

X12 NECKBAND *BLUETOOTH*®

DRIVER DESIGN	Full Range Balanced Armature
DRIVER COMPONENTS	KG-926 Balanced Armature
MIC/REMOTE	cVc® 6.0 Integrated Microphone & Controls
FREQUENCY RESPONSE	5Hz-19kHz
NOISE ISOLATION	-26dB
INPUT CONNECTIONS	Bluetooth
COLORS	Black, Brown
BATTERY	220 mAh, 18 hr.

BLUETOOTH® SPECIFICATIONS Version: Bluetooth 4.0
A2DP Codecs: SBC, AAC®, aptX®

SHIPPING QUANTITY: Single

SHIPPING WEIGHT: 0.5 kg
1.19 lbs

PART NUMBER

1062797 (Black)

1063591 (Brown)



NOTES:

NEW



- 18 hour battery life
- Call vibration alert
- Genuine leather-stitched neckband
- IPX4 splash-proof design

R6 NECKBAND *BLUETOOTH*®

DRIVER DESIGN	Dual Magnet, Dynamic Moving Coil Micro Speaker
DRIVER DIAMETER	6.5 mm
MIC/REMOTE	cVc® 6.0 Integrated Microphone & Controls
FREQUENCY RESPONSE	10Hz-19kHz
NOISE ISOLATION	-22dB
INPUT CONNECTIONS	Bluetooth
COLORS	Black
BATTERY	220 mAh, 18 hr.

BLUETOOTH® SPECIFICATIONS Version: Bluetooth 4.0
A2DP Codecs: SBC, AAC®, aptX®

SHIPPING QUANTITY: Single

SHIPPING WEIGHT: 0.3 kg
.68 lbs

PART NUMBER

1062796



NOTES:

REFERENCE SERIES HEADPHONES

After 70 years of making legendary loudspeakers, we built upon our bold audio heritage to revolutionize the headphone industry. Since 2007 we have been creating the most innovative headphones on the market. We are the performance and comfort winners. Period. The same advanced acoustic engineering and industrial design from our legendary Reference home theater speakers provide the performance, voice and design for the Klipsch Reference headphones. They are engineered for pure performance and designed to be the best sounding most comfortable headphones on Earth and the embodiment of legendary Klipsch sound.



NEW



- Unique 40mm Klipsch Balanced Dynamic drivers
- Up to 20 hours of battery life
- Removable ear cushions
- Foldable design

REFERENCE OVER-EAR *BLUETOOTH*®

DRIVER DESIGN	Patented Klipsch Balanced Dynamic (KBD)
DRIVER COMPONENTS	Full Range KBD-40
DRIVER DIAMETER	40 mm
MIC/REMOTE	cVc® 6.0 Integrated Microphone & Controls
CABLE	48" Tangle-Resistant Flat Cable
FREQUENCY RESPONSE	15Hz-20kHz
SENSITIVITY (1mW)	110dB
POWER HANDLING	100 mW
IMPEDANCE (1kHz)	32 ohms
INPUT CONNECTIONS	3.5mm
BATTERY	400 mAh, 20 hr.
WEIGHT	272 g
COLORS	Black, White
INCLUDES	Reference Over-Ear <i>Bluetooth</i> ® Headphone Travel Case 40" Micro-USB Cable 48" Passthrough Cable
<i>BLUETOOTH</i> ® SPECIFICATIONS	Version: Bluetooth 4.0 A2DP Codecs: SBC, AAC®, aptX®

SHIPPING QUANTITY: Single

SHIPPING WEIGHT: 0.35 kg
.79 lbs

PART NUMBER

1063046 (Black)

1063394 (White)



NOTES:

NEW



- Unique 40mm Klipsch Balanced Dynamic drivers
- Removable ear cushions
- Foldable design

REFERENCE OVER-EAR

DRIVER DESIGN	Dynamic 40mm Moving Coil
DRIVER COMPONENTS	Full Range KBD-40
DRIVER DIAMETER	40 mm
MIC/REMOTE	Apple® mic+3-button remote
FREQUENCY RESPONSE	15Hz-20kHz
SENSITIVITY (1mW)	110dB
IMPEDANCE (1kHz)	32 ohms
INPUT CONNECTIONS	3.5mm
WEIGHT	253 g
COLORS	Black
INCLUDES	Reference Over-Ear Headphone Travel Case 48" Cable and Microphone for Apple® devices

SHIPPING QUANTITY: Single

SHIPPING WEIGHT: 0.8 kg
1.83 lbs

PART NUMBER

1062800 (Black)

1063393 (White)

NOTES:

NEW



- Intense, detailed acoustics
- Up to 20 hours of battery life
- Removable ear cushions
- Foldable design

REFERENCE ON-EAR *BLUETOOTH*®

DRIVER DESIGN	Dynamic Moving Coil
DRIVER COMPONENTS	Full Range KG-105
DRIVER DIAMETER	40 mm
MIC/REMOTE	cVc® 6.0 Integrated Microphone & Controls
CABLE	48" Tangle-Resistant Flat Cable
FREQUENCY RESPONSE	20Hz-20kHz
SENSITIVITY (1mW)	110dB
POWER HANDLING	100 mW
IMPEDANCE (1kHz)	32 ohms
INPUT CONNECTIONS	3.5mm
BATTERY	400 mAh, 20 hr.
WEIGHT	232 g
COLORS	Black, White
INCLUDES	Reference On-Ear <i>Bluetooth</i> ® Headphone Travel Case 40" Micro-USB Cable 48" Passthrough Cable
<i>BLUETOOTH</i> ® SPECIFICATIONS	Version: Bluetooth 4.0 A2DP Codecs: SBC, AAC®, aptX®

SHIPPING QUANTITY: Single

SHIPPING WEIGHT: 0.7 kg
1.69 lbs

PART NUMBER

1062799 (Black)

1063392 (White)



NOTES:

NEW



- Incredible acoustics
- New detachable cable
- Premium gunmetal structure

REFERENCE ON-EAR (II)

DRIVER DESIGN	Dynamic Moving Coil
DRIVER COMPONENTS	Full Range KG-105
DRIVER DIAMETER	40 mm
MIC/REMOTE	Apple® Mic + 3-button remote
CABLE	48" Tangle-Resistant Flat Cable
FREQUENCY RESPONSE	20Hz-20kHz
SENSITIVITY (1mW)	110dB
POWER HANDLING	100 mW
IMPEDANCE (1kHz)	32 ohms
INPUT CONNECTIONS	3.5mm
WEIGHT	232 g
COLORS	Black, White
INCLUDES	Reference On-Ear Headphone Travel Case 48" Cable and Microphone for Apple® Devices

SHIPPING QUANTITY: Single

SHIPPING WEIGHT: 0.6 kg
1.49 lbs

PART NUMBER

1063115 (Black)

1063116 (White)

NOTES:



- Ultra comfortable
- Extremely lightweight
- High-density memory foam ear cups

R6i ON-EAR

DRIVER DESIGN	Dynamic 40mm Moving Coil
DRIVER COMPONENTS	Full Range KG-150
DRIVER DIAMETER	40 mm
MIC/REMOTE	Apple® mic+3-button remote
FREQUENCY RESPONSE	20Hz-20kHz
SENSITIVITY (1mW)	110dB
IMPEDANCE (1kHz)	32 ohms
INPUT CONNECTIONS	3.5mm
WEIGHT	160.3 g
COLORS	Black

SHIPPING QUANTITY: Single

SHIPPING WEIGHT: 0.35 kg
0.79 lbs

PART NUMBER

1062410

NOTES:



- Ultra comfortable
- Extremely lightweight
- High-density memory foam ear cups

R6 ON-EAR

DRIVER DESIGN	Dynamic 40mm Moving Coil
DRIVER COMPONENTS	Full Range KG-150
DRIVER DIAMETER	40 mm
FREQUENCY RESPONSE	20Hz-20kHz
SENSITIVITY (1mW)	110dB
IMPEDANCE (1kHz)	32 ohms
INPUT CONNECTIONS	3.5mm
WEIGHT	160.3 g
COLORS	Black

SHIPPING QUANTITY: Single

SHIPPING WEIGHT: 0.35 kg
.79 lbs

PART NUMBER

1062411

NOTES:



NEW

- Advanced 3-button remote + mic
- Flat, tangle resistant cable
- Patented oval ear tips

R6i (II)

DRIVER DESIGN	Dual Magnet, Dynamic Moving Coil Micro Speaker
DRIVER DIAMETER	6.5 mm
MIC/REMOTE	Apple® mic+3-button remote
FREQUENCY RESPONSE	10Hz-19kHz
SENSITIVITY (1mW)	110dB
IMPEDANCE (1kHz)	18 ohms
NOISE ISOLATION	-22
INPUT CONNECTIONS	3.5mm
WEIGHT	15.2 g
COLORS	Black, white

SHIPPING QUANTITY: Single

SHIPPING WEIGHT: 0.1 kg
0.22 lbs

PART NUMBER

1063042 (Black)

1063043 (White)

NOTES:



- Flat, tangle resistant cable
- Patented oval ear tips

R6m

DRIVER DESIGN	Dual Magnet, Dynamic Moving Coil Micro Speaker
DRIVER DIAMETER	6.5 mm
FREQUENCY RESPONSE	10Hz-19kHz
SENSITIVITY (1mW)	110dB
IMPEDANCE (1kHz)	18 ohms
NOISE ISOLATION	-22 dB
INPUT CONNECTIONS	3.5mm
WEIGHT	15.2 g
COLORS	Black

SHIPPING QUANTITY: Single

SHIPPING WEIGHT: 0.1 kg
0.22 lbs

PART NUMBER

1060922

NOTES:



NEW

- Flat, tangle resistant cable
- Patented oval ear tips

R6 (II)

DRIVER DESIGN	Dual Magnet, Dynamic Moving Coil Micro Speaker
DRIVER DIAMETER	6.5 mm
FREQUENCY RESPONSE	10Hz-19kHz
SENSITIVITY (1mW)	110dB
IMPEDANCE (1kHz)	18 ohms
INPUT CONNECTIONS	3.5mm
WEIGHT	13.2 g
COLORS	Black, white

SHIPPING QUANTITY: Single

SHIPPING WEIGHT: 0.01 kg
0.03 lbs

PART NUMBER

1063040 (black)

1063041 (white)

NOTES:

REFERENCE X SERIES HEADPHONES

For the ones who don't just settle for a passing grade, the Klipsch X-series line of in-ear monitors is summa cum laude. Each headphone packs serious audiophile performance. The X-series is smaller, more efficient, and harder hitting than anything else we build. From the award-winning X6i to the flagship X20i, each model leaves nothing to be desired in their category. Crafted from either die-cast zinc, milled aluminum, or surgical grade injected stainless steel, the X-series is forged to be enjoyed for ages.



X20i

X20i is the most revealing in-ear headphone Klipsch has ever made. High frequencies are reproduced with unheard-of accuracy and bass is clear, full and warm. Breaking all barriers, X20i sets a new standard in headphone acoustics. Powered by a true two-way dual armature design, the high-horsepower KG-926T woofer is mated to a high-resolution KG-125B super tweeter. This results in a palpable sound character and makes X20i the broadest bandwidth in-ear headphone available from Klipsch.



DRIVER DESIGN	KG-2625 AcuPass™ Two-Way
DRIVER COMPONENTS	KG-125B Balanced Armature Super Tweeter, KG-926T Balanced Armature Woofer
MIC/REMOTE	mic+3-button remote
FREQUENCY RESPONSE	5Hz-40kHz
SENSITIVITY (1mW)	111dB
IMPEDANCE (1kHz)	50 ohms
NOISE ISOLATION	-26 dB
INPUT CONNECTIONS	3.5mm
WEIGHT	22 g
COLORS	Black

SHIPPING QUANTITY: Single

SHIPPING WEIGHT: 0.4 kg
0.97 lbs

PART NUMBER

1062167

NOTES:

X12i

With a milled aluminum chassis less than 6mm in diameter, the X12i is one of the smallest headphones on the planet. Aided by the use of aluminum, not only is the X12i incredibly durable, but it also becomes unnoticeable during wear due to its diminutive weight.



DRIVER DESIGN	Full range balanced armature
DRIVER COMPONENTS	KG-926 Balanced Armature
MIC/REMOTE	mic+3-button remote
FREQUENCY RESPONSE	5Hz-20kHz
SENSITIVITY (1mW)	110dB
IMPEDANCE (1kHz)	50 ohms
NOISE ISOLATION	-26 dB
INPUT CONNECTIONS	3.5mm
WEIGHT	15 g
COLORS	Black

XR8i HYBRID

Combining the thundering, rich bass of R6i's custom 6.5mm dual magnet dynamic driver with the exceptional tonal balance and high frequency definition of the KG-723 balanced armature, the Klipsch XR8i Hybrid In-Ear Headphones deliver sound only paralleled by a home theater. Built with a true downward-firing subwoofer, the XR8i makes no compromises.



DRIVER DESIGN	KG-2365 AcuPass(R) Two-Way Hybrid
DRIVER COMPONENTS	KG-723 Balanced Armature Tweeter, KG-065 Dynamic Woofer
MIC/REMOTE	mic+3-button remote
FREQUENCY RESPONSE	10Hz-20kHz
SENSITIVITY (1mW)	110dB
IMPEDANCE (1kHz)	50 ohms
NOISE ISOLATION	-26 dB
INPUT CONNECTIONS	3.5mm
WEIGHT	25 g
COLORS	Black

X6i

Taking the next step from our legendary, award-winning R6i in-ear headphones, the Klipsch Reference X6i in-ear headphones are packed with a single high-clarity, full range balanced armature, offering flat frequency response with an incredible fit. Hear all the nuance and detail without sacrificing long-term comfort.



DRIVER DESIGN	Full range balanced armature
DRIVER COMPONENTS	KG-723 Balanced Armature
MIC/REMOTE	mic+3-button remote
FREQUENCY RESPONSE	10Hz-19kHz
SENSITIVITY (1mW)	110dB
IMPEDANCE (1kHz)	50 ohms
NOISE ISOLATION	-26 dB
INPUT CONNECTIONS	3.5mm
WEIGHT	18 g
COLORS	Black, White

SHIPPING QUANTITY: Single

SHIPPING WEIGHT: 0.2 kg
0.61 lbs

PART NUMBER

1062169

NOTES:

SHIPPING QUANTITY: Single

SHIPPING WEIGHT: 0.2 kg
0.48 lbs

PART NUMBER

1062168

NOTES:

SHIPPING QUANTITY: Single

SHIPPING WEIGHT: 0.2 kg
0.48 lbs

PART NUMBER

1015195 (Black)

1062387 (White)

NOTES:

PRO-SPORT HEADPHONES

Boasting the patented oval ear tips for which Klipsch is known, Klipsch Pro-Sport headphone series allows for hours of comfortable, long-term wear. Unlike circular-shaped ear tips that put stress on the pressure points inside the ear, Klipsch's patented oval ear tips naturally fit the contours of the ear canal, providing comfortable long-term wear. These ear tips also offer superior noise isolation (or passive noise-cancellation), blocking out almost all ambient noise and providing excellent bass. Offering the same award-winning acoustics as other Klipsch in-ear headphones, the Pro-Sport headphones are equipped with dual magnet micro-speakers. This advanced audio technology covers a wide frequency range, while delivering dynamic detail for strikingly realistic sound reproductions.



- Durable, tangle resistant cable
- Soft, flexible oval ear tips for comfortable, long-term wear

AS-5i

STYLE	In-Ear Monitor with Secure Sport Fit
DRIVER DESIGN	Dual Magnet, Dynamic Moving Coil Micro Speaker
DRIVER DIAMETER	6.5 mm
FREQUENCY RESPONSE	10Hz-19kHz
SENSITIVITY (1mW)	107dB
IMPEDANCE (1kHz)	17 ohms
INPUT CONNECTIONS	3.5mm
WEIGHT	19 g
COLORS	Black, Blue

SHIPPING QUANTITY: Single

SHIPPING WEIGHT: 0.1 kg
0.22 lbs

PART NUMBER

1062329 (Black)

1062328 (Blue)

NOTES:



- All-weather design
- Durable, tangle resistant cable

AW-4i

STYLE	In-Ear Monitor
DRIVER DESIGN	Dual Magnet, Dynamic Moving Coil Micro Speaker
DRIVER DIAMETER	8.5 mm
FREQUENCY RESPONSE	10Hz-19kHz
SENSITIVITY (1mW)	110dB
IMPEDANCE (1kHz)	18 ohms
INPUT CONNECTIONS	3.5mm
WEIGHT	14.7 g
COLORS	Black, Blue

SHIPPING QUANTITY: Single

SHIPPING WEIGHT: 0.1 kg
0.22 lbs

PART NUMBER

1062331 (Black)

1062330 (Blue)

NOTES:

OVAL EAR TIPS

Klipsch in-ear headphones utilize patented contour ear gels that are anatomically designed to accurately fit inside the human ear canal. These soft oval silicon tips reduce ear fatigue as well as provide an amazing seal for excellent noise isolation and bass response. Because ear canal measurements vary Klipsch headphones come with different washable ear gel sizes. Such variety allows these earphones to fit more of the population than the competition.



OVAL EAR TIPS

- 4 PAIR PER PACKAGE
- AVAILABLE IN CLEAR ONLY
- CHOOSE FROM 5 SIZES FOR A CUSTOM FIT
- PATENTED DESIGN

PART NUMBER

1008371 (Large)

1008373 (Large Double Flange)

1008370 (Medium)

1008369 (Small)

1008372 (Small Double Flange)

Capitol REG.
75
+

Klipsch | SPECIAL
EDITION



CELEBRATING 75 YEARS OF MUSIC AND ARTISTRY

Klipsch and Capitol Records, two iconic voices both celebrating over seven decades of bringing sound to life, partner to honor and pay tribute to the integral role music plays in shaping our lives. Music is timeless, healing and unites people across cultures. It inspires, drives and comforts us all. In celebration, Klipsch and Capitol Records will be releasing special edition co-branded Heritage and Heritage Wireless Products featuring mid-century modern design, legendary Klipsch sound and the latest technologies. Klipsch and Capitol Records – committed to the enduring power of music and the connection it evokes.



NEW



- Dual Klipsch / Capitol Records badge attached to new and unique grilles
- Special edition plaque hand signed by the craftsmen
- True hi-fi sound in a compact horn-loaded design
- Direct radiating 12" woofer for powerful low frequencies
- Designed and made in the USA with domestic and imported components

THE CAPITOL HERESY® III SPECIAL EDITION HERITAGE SPEAKER

FREQUENCY RESPONSE	58Hz-20kHz +/- 3dB
SENSITIVITY	99db @ 2.83V/1 meter
IMPEDANCE	8 ohms compatible
POWER HANDLING (CONT/PEAK)	100W / 400W
CROSSOVER	HF: 5000Hz MF: 850Hz
DRIVE COMPONENTS	Three-way system using one 1" (2.54cm) Titanium diaphragm compression driver, one 1.75" (3.81cm) Titanium diaphragm compression driver and one 12" (30.48cm) Fiber composite cone woofer
HEIGHT	23.8" (60.5cm)
WIDTH	15.5" (39.37cm)
DEPTH	13.25" (33.66cm)
WEIGHT	44 lbs (20kg)
FINISH	Ebony or Blonde Cherry

SHIPPING QUANTITY: Each

SHIPPING WEIGHT: 22.6 kg
50 lbs

PART NUMBER

1064246 (Ebony)

1064306 (Blonde Cherry)

NOTES:

NEW



- Special edition badge attached to new and unique grilles
- Astounding, room-filling acoustics
- Mid-century modern design
- Bluetooth® wireless connectivity
- Wi-Fi connectivity for Klipsch Stream Wireless Multi-Room Audio System
- USB audio
- RCA line level / phono pre-amp input

THE CAPITOL THREE SPECIAL EDITION WIRELESS TABLETOP STEREO SYSTEM

MAX ACOUSTIC OUTPUT	106 dB (0/5M near field)
HIGH FREQUENCY DRIVERS	2 x 2 1/4" (57.15mm) full range drivers
SUBWOOFER	5.25" (133.4mm) long-throw woofer 2 x 5.25" (133.4mm) dual opposed passive radiators
ENCLOSURE TYPE	Bass reflex (passive radiator)
SYSTEM POWER	60 watts continuous @ <1% THD 80 watts short-term peak power
FREQUENCY RESPONSE	45Hz-20kHz @ -3dB Bluetooth® 3.5mm miniplug (analog) Phono pre-amp / RCA analog USB Audio (Type B) Wi-Fi (for DTS Play-Fi™)
INPUTS	
DIMENSIONS	13.7" (34.82cm) x 7" (17.78cm) x 8" (20.3cm)
FINISH	Blonde, Ebony
VOLTAGE	110/240 VAC
WEIGHT	10.32lbs (4.7kg)
INCLUDED ACCESSORIES	3.5mm aux cable USB Type B to USB Type A cable Wireless Remote Control Power Cord

SHIPPING QUANTITY: Single

SHIPPING WEIGHT: 6.8 kg
15 lbs

PART NUMBER

1064256 (Blonde)(NA)

1064288 (Blonde)(CE)

1064257 (Ebony)(NA)

1064290 (Ebony)(CE)

NOTES:

NEW



- Special edition badge attached to new and unique grilles
- Incredible Acoustic Performance
- Professionally Tuned Stereo Sound
- Bluetooth® Wireless Technology
- 3.5mm Analog Audio Input
- 8-Hour Rechargeable Battery
- Flexible Placement Options

THE CAPITOL ONE SPECIAL EDITION PORTABLE POWERED AUDIO SYSTEM

MAX ACOUSTIC OUTPUT	103 dB
HIGH FREQUENCY DRIVERS	2 1/4" (57.15mm) full range drivers
SUBWOOFER	4.5" (114.3mm) woofer
ENCLOSURE TYPE	Bass reflex (passive radiator)
SYSTEM POWER	30 watts continuous @ <1% THD 50 watts short-term peak power
FREQUENCY RESPONSE	56Hz ~20kHz @ -3dB
INPUTS	Bluetooth® 3.5mm miniplug (analog)
DIMENSIONS	12.67" (32.2cm) x 6.125" (15.56cm) x 5.25" (13.3cm)
FINISH	Blonde, Ebony
VOLTAGE	110/240 VAC
WEIGHT	8.5lbs (3.86kg)
INCLUDED ACCESSORIES	3.5mm aux cable Power supply

SHIPPING QUANTITY: Single

SHIPPING WEIGHT: 4.5 kg
10 lbs

PART NUMBER

1064253 (Blonde)(NA)

1064287 (Blonde)(CE)

1064255 (Ebony)(NA)

1064289 (Ebony)(CE)

NOTES:



Klipsch® | SUBWOOFERS



REFERENCE PREMIERE SUBWOOFERS

Reference Premiere subwoofers boast spun-copper Cerametallic woofers that are exceptionally rigid - providing remarkably low-frequency response with minimal cone breakup and distortion. Basically, more boom, less effort. Low pass crossover and phase control allows you to blend the subwoofer's low-frequency tones with other Klipsch speakers as well as establish the ideal level of bass. Get a smooth, even dispersion of bass that suits your room size and layout.



- All-digital amplifier delivers 800 watts of dynamic power
- Front-firing slot port with exclusive internal flare technology
- For a simple wireless connection, add an optional Klipsch WA-2 Wireless Subwoofer Kit

R-115SW 15" SUBWOOFER

FREQUENCY RESPONSE	18 Hz - 125 Hz +/- 3dB
MAXIMUM ACOUSTIC OUTPUT	122dB
AMPLIFIER	All digital
AMPLIFIER POWER	400W / 800W
DRIVE COMPONENTS	15" (38.1 cm) long-throw copper spun cerametallic, front-firing woofer
ENCLOSURE MATERIAL	MDF
ENCLOSURE TYPE	Bass Reflex
INPUTS	L/R line-level/LFE RCA jacks, Wireless WA-2 Port
HEIGHT	21.5" (54.61cm)
WIDTH	19.5" (49.53cm)
DEPTH	22.3" (56.64cm)
WEIGHT	75.4 lbs (34.2kg)
FINISH	Brushed Black Polymer Veneer
FEATURES	Gain, Lowpass, Phase, Auto Power
PHASE	Switchable 0-180 degrees

SHIPPING QUANTITY: Single

SHIPPING WEIGHT: 35.8 kg
79 lbs

PART NUMBER

1060701 (120V)(NA)

1060942 (230V)(CE)

NOTES:



- All-digital amplifier delivers 600 watts of dynamic power
- Front-firing slot port with exclusive internal flare technology
- For a simple wireless connection, add an optional Klipsch WA-2 Wireless Subwoofer Kit

R-112SW 12" SUBWOOFER

FREQUENCY RESPONSE	24 Hz - 125 Hz +/- 3dB
MAXIMUM ACOUSTIC OUTPUT	118dB
AMPLIFIER	All digital
AMPLIFIER POWER	300W / 600W
DRIVE COMPONENTS	12" (30.5 cm) long-throw copper spun cerametallic, front-firing woofer
ENCLOSURE MATERIAL	MDF
ENCLOSURE TYPE	Bass Reflex
INPUTS	L/R line-level/LFE RCA jacks, Wireless WA-2 Port
HEIGHT	17.38" (41.4cm)
WIDTH	15.5" (39.37cm)
DEPTH	18.25" (46.36cm)
WEIGHT	48.75 lbs (22.1kg)
FINISH	Brushed Black Polymer Veneer
FEATURES	Gain, Lowpass, Phase, Auto Power
PHASE	Switchable 0-180 degrees

SHIPPING QUANTITY: Single

SHIPPING WEIGHT: 25.2 kg
55.6 lbs

PART NUMBER

1060700 (120V)(NA)

1060941 (230V)(CE)

NOTES:



- All-digital amplifier delivers 450 watts of dynamic power
- Front-firing slot port with exclusive internal flare technology
- For a simple wireless connection, add an optional Klipsch WA-2 Wireless Subwoofer Kit

R-110SW 10" SUBWOOFER

FREQUENCY RESPONSE	27 Hz - 125 Hz +/- 3dB
MAXIMUM ACOUSTIC OUTPUT	114dB
AMPLIFIER	All digital
AMPLIFIER POWER	200W / 450W
DRIVE COMPONENTS	10" (25.4 cm) long-throw copper spun cerametallic, front-firing woofer
ENCLOSURE MATERIAL	MDF
ENCLOSURE TYPE	Bass Reflex
INPUTS	L/R line-level/LFE RCA jacks, Wireless WA-2 Port
HEIGHT	16.3" (41.4cm)
WIDTH	14.75" (37.37cm)
DEPTH	15.8" (40.13cm)
WEIGHT	39.25 lbs (17.8kg)
FINISH	Brushed Black Polymer Veneer
FEATURES	Gain, Lowpass, Phase, Auto Power
PHASE	Switchable 0-180 degrees

SHIPPING QUANTITY: Single

SHIPPING WEIGHT: 19.5 kg
43 lbs

PART NUMBER

1060699 (120V)(NA)

1060940 (230V)(CE)

NOTES:

WIRELESS KIT

WA-2 WIRELESS SUBWOOFER KIT

FREQUENCY OF OPERATION	2.4 GHz ISM band
CHANNEL SELECTION	Automatic
SIGNAL RANGE	50 feet (15m)
FREQUENCY RESPONSE	15 Hz - 150 Hz +/- 3 dB

SHIPPING QUANTITY: Single

SHIPPING WEIGHT: 0.45 kg
1.01 lbs

PART NUMBER

1011669

- Allows for powerful bass extension with fewer wires
- Hassle-free setup
- Plug 'n play functionality
- Compatible with R-115SW, R-112SW and R110SW

WIRELESS SUBWOOFERS

NEW



- 2.4GHz wireless hi-fi pre-paired transmitter
- All-digital amplifier
- Low pass crossover and phase control

R-12SWi 12" FRONT-FIRING WIRELESS SUBWOOFER

FREQUENCY RESPONSE	29 Hz - 120 Hz +/- 3dB
MAXIMUM ACOUSTIC OUTPUT	116dB
AMPLIFIER	All digital
AMPLIFIER POWER	200W / 400W
DRIVE COMPONENTS	12" (30.5 cm) high excursion, IMG, front-firing woofer
ENCLOSURE MATERIAL	MDF
ENCLOSURE TYPE	Bass Reflex via rear-firing tube port
INPUTS	2.4GHz CD-quality wireless; Line-level/LFE RCA jacks
HEIGHT	16" (40.64cm) (16.5" with feet)
WIDTH	14" (35.56cm)
DEPTH	18.5" (47cm) (19.2" with grill)
WEIGHT	33 lbs (15kg)
FINISH	Brushed Black Polymer Veneer
POWER CORD	Detachable
PHASE	Switchable 0-180 degrees

SHIPPING QUANTITY: Single

SHIPPING WEIGHT: 17.2 kg
38 lbs

PART NUMBER

1063515 (120V)(NA)

1063516 (230V)(CE)

NOTES:

NEW



- 2.4GHz wireless hi-fi pre-paired transmitter
- All-digital amplifier
- Low pass crossover and phase control

R-10SWi 10" FRONT-FIRING WIRELESS SUBWOOFER

FREQUENCY RESPONSE	32 Hz - 120 Hz +/- 3dB
MAXIMUM ACOUSTIC OUTPUT	112dB
AMPLIFIER	All digital
AMPLIFIER POWER	150W / 300W
DRIVE COMPONENTS	10" (25.4 cm) high excursion, IMG, front-firing woofer
ENCLOSURE MATERIAL	MDF
ENCLOSURE TYPE	Bass Reflex
INPUTS	2.4GHz CD-quality wireless; Line-level/LFE RCA jacks
HEIGHT	14" (35.56cm) 14.5" with feet
WIDTH	12.5" (31.75cm)
DEPTH	15.7" (39.8cm) 16.4" with grille
WEIGHT	25.5 lbs (11.6kg)
FINISH	Brushed Black Polymer Veneer
FEATURES	Volume, Lowpass, Phase, Auto Power
POWER CORD	Detachable
PHASE	Switchable 0-180 degrees

SHIPPING QUANTITY: Single

SHIPPING WEIGHT: 13.6 kg
30 lbs

PART NUMBER

1063513 (120V)(NA)

1063514 (230V)(CE)

NOTES:

REFERENCE SUBWOOFERS

Prepare to be moved. Reference subwoofers are the perfect combination of power, sophistication and heart-pounding bass. Packing a serious punch, these subwoofers will not only wake your neighbors, they'll piss them off. The way only Klipsch can. Reference Subwoofers provide thunderous, detailed bass and create a solid foundation for any audio system.



- All-digital amplifier delivers 400 watts of dynamic power
- Equally impressive with music and movies
- Low pass crossover and phase control

R-12SW 12" SUBWOOFER

FREQUENCY RESPONSE	29 Hz - 120 Hz +/- 3dB
MAXIMUM ACOUSTIC OUTPUT	116dB
AMPLIFIER	All digital
AMPLIFIER POWER	200W / 400W
DRIVE COMPONENTS	12" (30.5 cm) high excursion, IMG, front-firing woofer
ENCLOSURE MATERIAL	MDF
ENCLOSURE TYPE	Bass Reflex
INPUTS	L/R line-level RCA jacks, L/R high level speaker binding posts
HEIGHT	16" (40.64cm) 16.5" with feet
WIDTH	14" (35.56cm)
DEPTH	18.5" (47 cm) 19.2" with grille
WEIGHT	33 lbs (15kg)
FINISH	Brushed Black Polymer Veneer
FEATURES	Volume, Lowpass, Phase, Auto Power
PHASE	Switchable 0-180 degrees

SHIPPING QUANTITY: Single

SHIPPING WEIGHT: 15.6 kg
34.4 lbs

PART NUMBER

1016571 (120V)(NA)

1060930 (230V)(CE)

1061731 (AUS)

1061465 (CCC)

1064142 (SAUK)

NOTES:



- All-digital amplifier delivers 300 watts of dynamic power
- Equally impressive with music and movies
- Low pass crossover and phase control

R-10SW 10" SUBWOOFER

FREQUENCY RESPONSE	32 Hz - 120 Hz +/- 3dB
MAXIMUM ACOUSTIC OUTPUT	112dB
AMPLIFIER	All digital
AMPLIFIER POWER	150W / 300W
DRIVE COMPONENTS	10" (25.4cm) high excursion, IMG, front-firing woofer
ENCLOSURE MATERIAL	MDF
ENCLOSURE TYPE	Bass Reflex
INPUTS	Line level/LFE RCA jacks
HEIGHT	14" (35.56 cm) 14.5" with feet
WIDTH	12.5" (31.75cm)
DEPTH	15.7" (39.8cm) 16.4" with grille
WEIGHT	25.5 lbs (11.6kg)
FINISH	Brushed Black Polymer Veneer
FEATURES	Volume, Lowpass, Phase, Auto Power
PHASE	Switchable 0-180 degrees

SHIPPING QUANTITY: Single

SHIPPING WEIGHT: 12.4 kg
27.3 lbs

PART NUMBER

1016570 (120V)(NA)

1060929 (230V)(CE)

1061730 (AUS)

1061464 (CCC)

1064141 (SAUK)

NOTES:



- All-digital amplifier delivers 150 watts with high efficiency
- Down-firing driver
- Low pass crossover and phase control

R-8SW 8" SUBWOOFER

FREQUENCY RESPONSE	38 Hz - 120 Hz +/- 3dB
MAXIMUM ACOUSTIC OUTPUT	108dB
AMPLIFIER	All digital
AMPLIFIER POWER	50W / 150W
DRIVE COMPONENTS	8" (20.3cm) high excursion, IMG, down-firing woofer
ENCLOSURE MATERIAL	MDF
ENCLOSURE TYPE	Bass Reflex via down-firing tube port
INPUTS	Line level/LFE RCA jacks
HEIGHT	13.25" (33.66 cm)
WIDTH	11.75" (29.85cm)
DEPTH	11.75" (29.85cm)
WEIGHT	15.0 lbs (6.8kg)
FINISH	Brushed Black Polymer Veneer
FEATURES	Volume, Lowpass, Phase, Auto Power
PHASE	Switchable 0-180 degrees

SHIPPING QUANTITY: Single

SHIPPING WEIGHT: 12.4 kg
27.3 lbs

PART NUMBER

1063511 (120V)(NA)

1063512 (230V)(CE)

NOTES:

ARCHITECTURAL IN-WALL SUBWOOFERS

NEW



- 10" Long-throw Cerametallic™ woofer for superior low frequency response
- Performs as the anchor for a home theater system or a premium distributed audio solution
- MDF enclosure
- Flat, paintable, white magnetic grille
- Compatible with the KDA-500 amplifier (see page 47)

PRO-1000SW 10" IN-WALL SUBWOOFER

FREQUENCY RANGE	24-100Hz +/- 3dB *
SYSTEM TYPE	Sealed Box
WOOFER	10" (25.4cm) Long-Throw Cerametallic™
MAXIMUM OUTPUT*	109dB @ 70Hz
POWER HANDLING	200W RMS / 500W Peak
IMPEDANCE	8 Ohm
ENCLOSURE MATERIAL	MDF
FINISH	Black Polymer Veneer with White, Paintable Grille
PRODUCT DIMENSIONS	22.0" x 17.63" x 4.0" (559mm x 448mm x 102mm)
MOUNTING DEPTH	3.4" (87mm)
CUTOUT DIMENSIONS	20.25" x 14.5" (514mm x 368mm)
PRODUCT WEIGHT	20.3 lbs (9.2 kg)

* With Klipsch KDA Amplifier DSP Preset

SHIPPING QUANTITY: Single

SHIPPING WEIGHT: 11.3 kg
24.9 lbs

PART NUMBER

1063646

NOTES:



- The right solution for bass augmentation in distributed audio configurations
- Cerametallic cone woofers for superior low frequency response
- Compatible with the KDA-500 amplifier (see page 61) or the RSA-500 amplifier
- Paintable

RW-5802 II DUAL 8" IN-WALL SUBWOOFER

FREQUENCY RESPONSE	45-140Hz +/- 4dB
SENSITIVITY	90dB @ 1W/1 meter
IMPEDANCE	8 ohms compatible
AMPLIFIER	Use only with RSA-500
AMPLIFIER POWER	See RSA-500 specifications
LOW FREQUENCY DRIVER	Dual 8" (30.5cm) front firing, Cerametallic cone, cast aluminum frame woofers
DIMENSIONS	20.8" (52.8cm) H x 11.8" (29.9cm) W
CUTOUT DIMENSIONS	19" (48.3cm) H x 10" (25.4cm) W
MOUNTING DEPTH	3.7" (9.4cm)
WEIGHT	7.2 lbs (3.25kg)
INSTALLATION KIT	IK-802-W (sold separately)

SHIPPING QUANTITY: Single

SHIPPING WEIGHT: 10.9 kg
24 lbs

PART NUMBER

1062386

5000 SERIES

NOTES:



WE NEVER, EVER STOP INNOVATING

For 70 years Klipsch Group has designed and engineered its products in-house with some of the most talented, skilled and passionate people in the industry - starting with our founder, Paul W. Klipsch, in a tin shed in Hope, Arkansas. Today, our advanced acoustic research and development continues at our state-of-the-art facility in Indianapolis, Indiana. The world-class Klipsch Design & Technology Center is home to some of the most brilliant minds in consumer electronics and some of the most legendary products the industry has ever heard. We continue to innovate, honoring the principals and ideals of PWK, reaching ever-farther towards that perfect sound.



DESIGNED WITH PRIDE IN INDIANAPOLIS

VISIT KLIPSCH.COM

FOLLOW US



©2017 Klipsch Group, Inc. Klipsch, Keepers of the sound, Tractrix, Klipsch Gallery, Klipschorn, La Scala, Heresy, Groove and Stadium are trademarks of Klipsch Group, Inc., registered in the U.S. and other countries, a wholly owned subsidiary of voxx international corporation. The Bluetooth® word mark and logos are registered trademarks owned by Bluetooth Sig, Inc. and any use of such marks by Klipsch Group, Inc. is under license. The AptX™ software is copyright CSR PLC or its group companies. All rights reserved. The APTX™ mark is a trademark of CSR PLC or one of its companies and may be registered in one or more jurisdictions. The terms HDMI and HDMI High-Definition Multimedia Interface, and the HDMI logo are trademarks or registered trademarks of HDMI licensing LLC in the United States and other countries. Dolby, Pro Logic, Atmos and the Double-D symbol are registered trademarks of Dolby Laboratories. For DTS patents, see [HTTP://PATENTS.DTS.COM](http://PATENTS.DTS.COM). Manufactured under license from DTS Licensing Limited. DTS, the symbol, & DTS and the symbol together are registered trademarks, and DTS Digital Surround is a trademark of DTS, Inc. © DTS, Inc. All rights reserved



**POWER
DETAIL
EMOTION**



TWO AMERICAN LEGENDS CRANK IT UP

**OFFICIAL SPEAKERS
AND HEADPHONES**



The Rock and Roll Hall of Fame and Museum is home to some of the most iconic and legendary stories and memorabilia in music history. The museum itself and Rock and Roll Hall of Fame Induction Ceremony are monuments for both preserving and celebrating the live music experience.

Similarly, Klipsch was founded to create amazing loudspeakers and headphones that could efficiently and accurately reproduce live music's power, detail and emotion. Loud and proud, these two iconic brands are a natural fit.

Klipsch®



Klipsch
KEEPERS OF THE SOUND

3502 WOODVIEW TRACE, INDIANAPOLIS, IN, USA

KLIPSCH.COM

V01 - 170623

