

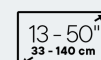
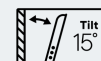
ONE[®]
FOR ALL

WM5250 Universal TV wall mount

Dynamic



180°
TURN



TV size



Wall distance



Max. weight



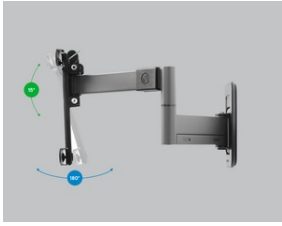
Max. 200 x 200



Experience the strength of Dynamic

Discover the Dynamic Line, specifically designed for bigger and heavier televisions ensuring optimal support of your TV. Experience the smart engineering and high quality of the Dynamic TV Brackets made with durable materials

Consumer benefits



Total freedom in positioning your TV!



50kg Weight supported



55 mm Wall distance



Unique wrench storage



Anti-scratch padding

Logistical information

Version Number	WM5250-000-0001
Model name	WM5250
Product Dimensions CM (LxWxH)	24x5.5x25
Product Dimensions INCH (LxWxH)	9.45x2.17x9.84
Packaging Dimensions CM (LxWxH)	44x6x28
Packaging Dimensions INCH (LxWxH)	17.32x2.36x11.02
Packed Product Weight Gross (KG)	4.5
Packed Product Weight Gross (pounds)	9.92
EAN Packaging	8716184075384
Inner Dimensions CM (LxWxH)	n/a
Quantity Master	3
Master Dimensions CM (LxWxH)	45.5x29.5x20
Master Weight Gross (KG)	13.8
Master Weight Gross (pounds)	30.43
EAN Master	8716184075391



Specifications

Specifications

- Function: Turn
- Forward tilt (°): 10
- Backward tilt (°): -5
- Total Tilt (°): 15
- Turn (°): 180
- Max weight (kg): 50
- Max weight (pounds): 110.25
- UL certified max weight (kg): 40
- UL certified max weight (pounds): 88.2
- Min size (inch): 13
- Min size (cm): 33
- Max size (inch): 50
- Max size (cm): 140
- Wall distance D min (mm): 55
- Wall distance D max (mm): 570

Compatibility

- VESA compatible
- Universal Adjustable
- Vesa sizes: 100x100, 100x200, 200x100, 200x200
- Max mounting W (mm): 200
- Max mounting H (mm): 200

Features

- Smart leveling system
- Soft touch rubber
- Zero position tilt lock
- Adjustable tilt lock
- Cable management
- Spirit level
- Ideal for corners
- Fischer plugs